

CHAPTER ONE

EARLY CHILDHOOD CARE DEVELOPMENT EDUCATION AND PRE-PRIMARY EDUCATION

(PROVISIONAL DATA)

Table 1. 1: National Summary of Public and Private ECCDE/Pre-Primary Schools

YEAR	PUBLIC	PRIVATE	TOTAL
2015/2016	30,704	12,332	43,036
2016/2017	37,336	12,332	49,668
2017/2018	33,214	48,348	81,562
2018/2019	30,387	52,017	82,404
2019/2020	28,167	53,351	81,518

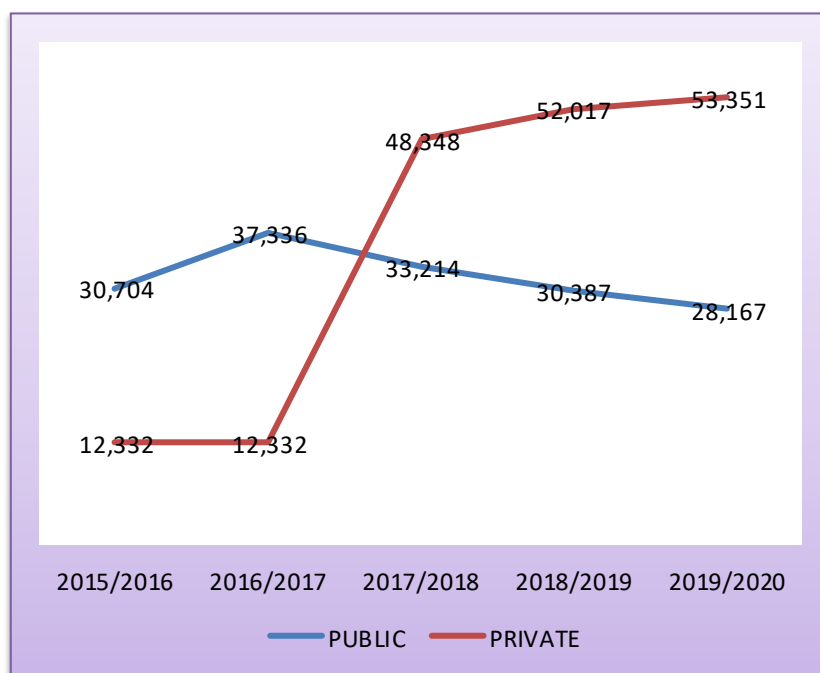


Figure 1. 1 Number of Public and Private ECCDE/Pre-Primary Schools: 2015/2016-2019/2020

Table 1. 2: Number of Public and Private EECCDE/Pre-Primary Schools: 2019/2020

STATE	Public			Private			Total		
	Rural	Urban	Total	Rural	Urban	Total	Rural	Urban	Total
Abia	743	165	908	635	352	987	1,378	517	1,895
Adamawa	324	119	443	458	491	949	782	610	1,392
Akwa-Ibom	922	245	1,167	1,025	543	1,568	1,947	788	2,735
Anambra	720	341	1,061	980	945	1,925	1,700	1,286	2,986
Bauchi	492	108	600	219	249	468	711	357	1,068
Bayelsa	83	41	124	238	511	749	321	552	873
Benue	213	78	291	171	121	292	384	199	583
Borno*	45	17	62	16	46	62	61	63	124
Cross River	901	171	1,072	788	155	943	1,689	326	2,015
Delta	202	482	684			0	202	482	684
Ebonyi	358	714	1,072	331	118	449	689	832	1,521
Edo	602	134	736	446	481	927	1,048	615	1,663
Ekiti	401	503	904	34	518	552	435	1,021	1,456
Enugu	993	128	1,121	1,753	868	2,621	2,746	996	3,742
FCT	309	102	411	89	206	295	398	308	706
Gombe	238	96	334	230	255	485	468	351	819
Imo	1,079	196	1,275	1,226	307	1,533	2,305	503	2,808
Jigawa	1,009	189	1,198	46	180	226	1,055	369	1,424
Kaduna	3	35	38	287	629	916	290	664	954
Kano	72	22	94	150	709	859	222	731	953
Katsina	1,737	270	2,007	159	368	527	1,896	638	2,534
Kebbi	286	92	378	33	165	198	319	257	576
Kogi	156	90	246	476	373	849	632	463	1,095
Kwara	600	303	903	313	806	1,119	913	1,109	2,022
Lagos	177	821	998	5,817	7,816	13,633	5,994	8,637	14,631
Nassarawa	121	84	205	802	810	1,612	923	894	1,817
Niger	469	229	698	548	679	1,227	1,017	908	1,925
Ogun	981	583	1,564	2,218	2,854	5,072	3,199	3,437	6,636
Ondo	787	498	1,285	995	825	1,820	1,782	1,323	3,105
Osun*	12	4	16	625	1,339	1,964	637	1,343	1,980
Oyo	1,502	1,046	2,548	1,059	3,632	4,691	2,561	4,678	7,239
Plateau	1068	90	1,158	147	133	280	1,215	223	1,438
Rivers	611	605	1,216	826	1,568	2,394	1,437	2,173	3,610
Sokoto	195	392	587	69	138	207	264	530	794
Taraba	87	74	161	338	341	679	425	415	840
Yobe	43	189	232	8	50	58	51	239	290
Zamfara	274	96	370	22	193	215	296	289	585
TOTAL	18,815	9,352	28,167	23,577	29,774	53,351	42,392	39,126	81,518

* Data from 2018/2019 Digest

Table 1. 3: Enrolment in Public and Private ECCDE/Pre-Primary Schools by Gender: 2015/2016-2019/2020

Year	Public			Private			Public + Private		
	Male	Female	Total	Male	Female	Total	Male	Female	Total
2015/2016	1,374,998	1,346,738	2,721,736	734,726	722,735	1,457,461	2,109,724	2,069,473	4,179,197
2016/2017	1,563,526	1,584,186	3,147,712	1,338,540	1,422,366	2,760,906	2,902,066	3,006,552	5,908,618
2017/2018	1,834,002	1,828,774	3,662,776	1,754,602	1,741,884	3,496,486	3,588,604	3,570,658	7,159,262
2018/2019	2,120,259	2,147,885	4,268,144	1,807,499	2,064,499	3,871,998	3,927,758	4,212,384	8,140,142
2019/2020	1,799,682	1,804,893	3,604,575	1,670,223	1,670,520	3,340,743	3,469,905	3,475,413	6,945,318

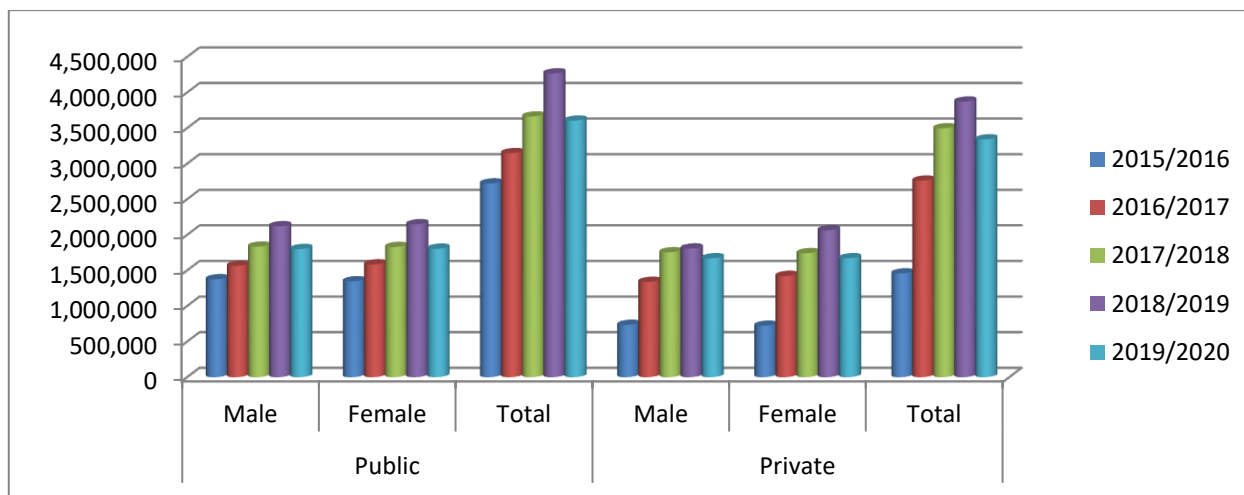


Figure 1. 2: Enrolment in Public and Private ECCDE/Pre-Primary Schools by Gender, 2014/2015 - 2019/2020

Table 1. 4: Enrolment in Public and Private ECCDE/Pre-Primary Schools by Location (Rural/Urban) and Gender (Male/Female): 2019/2020

Level	Urban			Rural		
	Male	Female	Total	Male	Female	Total
PUBLIC	629,561	638,481	1,268,042	1,170,121	1,166,412	2,336,533
PRIVATE	916,740	908,847	1,825,587	753,483	761,673	1,515,156
TOTAL	1,546,301	1,547,328	3,093,629	1,923,604	1,928,085	3,851,689

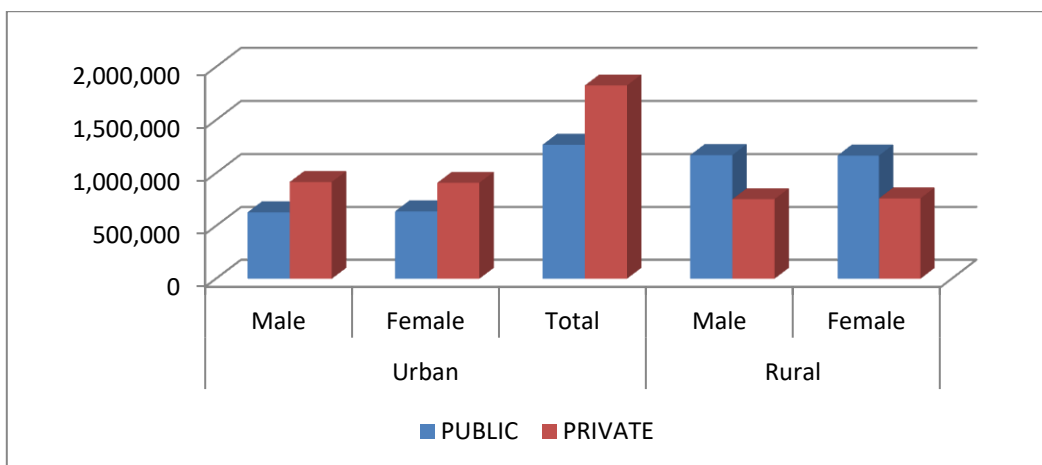


Figure 1. 3: Enrolment in Public and Private ECCDE/Pre-Primary Schools by Location (Rural/Urban) and Gender: 2019/2020

Table 1. 5: Enrolment in Public ECCDE/Pre-Primary Schools by State, Location and Gender: 2019/2020

State	URBAN			RURAL			TOTAL		
	Male	Female	Total	Male	Female	Total	Male	Female	Total
Abia	6,778	8,507	15,285	38,894	42,131	81,025	45,672	50,638	96,310
Adamawa	8,043	8,617	16,660	14,694	14,811	29,505	22,737	23,428	46,165
Akwa-Ibom	35,842	36,996	72,838	112,194	115,783	227,977	148,036	152,779	300,815
Anambra	18,811	17,981	36,792	32,067	30,409	62,476	50,878	48,390	99,268
Bauchi	12,567	12,753	25,320	25,585	23,976	49,561	38,152	36,729	74,881
Bayelsa	1,395	1,235	2,630	2,724	2,778	5,502	4,119	4,013	8,132
Benue	2,605	2,364	4,969	4,418	4,243	8,661	7,023	6,607	13,630
Borno*	13,705	14,051	27,756	12,085	12,072	24,157	25,790	26,123	51,913
Cross River	5,029	5,095	10,124	25,215	25,093	50,308	30,244	30,188	60,432
Delta	10,975	10,225	21,200	16,728	15,987	32,715	27,703	26,212	53,915
Ebonyi	4,834	4,890	9,724	13,636	13,982	27,618	18,470	18,872	37,342
Edo	6,849	6,736	13,585	29,295	27,687	56,982	36,144	34,423	70,567
Ekiti	16,913	17,065	33,978	8,856	8,961	17,817	25,769	26,026	51,795
Enugu	4,897	4,785	9,682	30,935	30,390	61,325	35,832	35,175	71,007
FCT	6,625	6,687	13,312	11,071	10,191	21,262	17,696	16,878	34,574
Gombe	6,806	6,844	13,650	13,588	12,128	25,716	20,394	18,972	39,366
Imo	20,919	21,100	42,019	110,838	109,538	220,376	131,757	130,638	262,395
Jigawa	16,022	16,871	32,893	45,210	45,832	91,042	61,232	62,703	123,935
Kaduna	48,554	51,762	100,316	88,132	85,712	173,844	136,686	137,474	274,160
Kano	85,363	90,705	176,068	150,462	160,716	311,178	235,825	251,421	487,246
Katsina	28,103	30,671	58,774	88,952	89,532	178,484	117,055	120,203	237,258
Kebbi	8,277	7,978	16,255	8,470	6,195	14,665	16,747	14,173	30,920
Kogi	2,131	2,191	4,322	2,963	3,104	6,067	5,094	5,295	10,389
Kwara	11,585	11,211	22,796	9,777	9,370	19,147	21,362	20,581	41,943
Lagos	27,155	25,859	53,014	6,378	5,947	12,325	33,533	31,806	65,339
Nassarawa	14,217	7,543	12,208	15,006	10,666	22,672	29,223	18,209	47,432
Niger	23,965	18,656	42,621	21,545	19,374	40,919	45,510	38,030	83,540
Ogun	21,592	19,614	41,206	14,008	13,150	27,158	35,600	32,764	68,364
Ondo	35,330	35,635	70,965	50,566	51,595	102,161	85,896	87,230	173,126
Osun*	196	273	469	262	228	490	458	501	959
Oyo	78,765	84,293	163,058	73,025	77,999	151,024	151,790	162,292	314,082
Plateau	6,993	6,756	13,749	37,043	36,829	73,872	44,036	43,585	87,621
Rivers	7,368	7,105	14,473	13,441	13,510	26,951	20,809	20,615	41,424
Sokoto	14,294	13,840	28,134	24,830	22,182	47,012	39,124	36,022	75,146
Taraba	5,857	5,618	10,486	4,874	4,268	9,142	10,731	9,886	20,617
Yobe	1,975	9,658	10,633	2,073	3,024	6,097	4,048	12,682	16,730
Zamfara	8,226	6,311	14,537	10,281	7,019	17,300	18,507	13,330	31,837
National	629,561	638,481	1,256,501	1,170,121	1,166,412	2,334,533	1,799,682	1,804,893	3,604,575

* Data from 2018/2019 Digest

Table 1. 6: Enrolment in Private ECCDE/Pre-Primary Schools by State, Location and Gender, 2019/2020

State	URBAN			RURAL			TOTAL		
	Male	Female	Total	Male	Female	Total	Male	Female	Total
Abia	18,554	18,583	37,137	24,924	25,683	50,607	43,478	44,266	87,744
Adamawa	22,899	21,902	44,801	18,189	17,307	35,496	41,088	39,209	80,297
Akwa-Ibom	37,669	40,538	78,207	81,581	89,060	170,641	119,250	129,598	248,848
Anambra	40,142	39,873	80,015	38,101	38,453	76,554	78,243	78,326	156,569
Bauchi	13,294	13,279	26,573	10,117	9,787	19,904	23,411	23,066	46,477
Bayelsa	36,989	38,239	75,228	19,144	19,597	38,741	56,133	57,836	113,969
Benue	5,862	5,734	11,596	5,807	5,684	11,491	11,669	11,418	23,087
Borno*	15,279	16,006	31,285	3,660	3,169	6,829	18,939	19,175	38,114
Cross River	4,597	4,594	9,191	20,089	19,972	40,061	24,686	24,566	49,252
Delta							-	-	-
Ebonyi	5,621	6,030	11,651	14,195	15,290	29,485	19,816	21,320	41,136
Edo	14,456	25,249	39,705	13,658	24,091	37,749	28,114	49,340	77,454
Ekiti	7,539	7,570	15,109	776	766	1,542	8,315	8,336	16,651
Enugu	28,809	28,118	56,927	48,723	51,784	100,507	77,532	79,902	157,434
FCT	6,367	6,058	12,425	2,234	2,195	4,429	8,601	8,253	16,854
Gombe	8,696	8,272	16,968	7,695	7,269	14,964	16,391	15,541	31,932
Imo	11,008	10,902	21,910	37,805	37,559	75,364	48,813	48,461	97,274
Jigawa	8,355	8,312	16,667	1,852	1,989	3,841	10,207	10,301	20,508
Kaduna	23,018	22,619	45,637	29,667	28,874	58,541	52,685	51,493	104,178
Kano	34,866	36,454	71,320	7,470	7,277	14,747	42,336	43,731	86,067
Katsina	22,366	21,513	43,879	7,119	6,449	13,568	29,485	27,962	57,447
Kebbi	10,690	10,012	20,702	1,830	1,504	3,334	12,520	11,516	24,036
Kogi	9,844	9,704	19,548	13,115	13,393	26,508	22,959	23,097	46,056
Kwara	23,647	23,619	47,266	9,799	10,282	20,081	33,446	33,901	67,347
Lagos	167,444	166,574	334,018	90,162	89,694	179,856	257,606	256,268	513,874
Nassarawa	48,885	32,382	66,132	42,529	30,897	57,132	91,414	63,279	154,693
Niger	25,882	25,416	51,298	19,569	17,904	37,473	45,451	43,320	88,771
Ogun	62,330	61,971	124,301	48,142	49,380	97,522	110,472	111,351	221,823
Ondo	13,034	12,651	25,685	15,700	16,500	32,200	28,734	29,151	57,885
Osun*	19,335	19,604	38,939	43,718	43,923	87,641	63,053	63,527	126,580
Oyo	90,578	90,635	181,213	26,500	27,306	53,806	117,078	117,941	235,019
Plateau	7,543	7,470	15,013	7,341	7,176	14,517	14,884	14,646	29,530
Rivers	33,950	34,696	68,646	25,916	25,624	51,540	59,866	60,320	120,186
Sokoto	10,222	9,177	19,399	1,755	1,649	3,404	11,977	10,826	22,803
Taraba	14,139	12,744	26,392	12,744	12,774	26,009	26,883	25,518	52,401
Yobe	5,071	5,430	10,501	236	257	493	5,307	5,687	10,994
Zamfara	7,760	6,917	14,677	1,621	1,155	2,776	9,381	8,072	17,453
National	916,740	908,847	1,809,961	753,483	761,673	1,499,353	1,670,223	1,670,520	3,340,743

* Data from 2018/2019 Digest

Table 1. 7: Enrolment in Public and Private ECCDE/Pre-Primary Schools by State, Location and Gender, 2019/2020

State	URBAN			RURAL			TOTAL		
	Male	Female	Total	Male	Female	Total	Male	Female	Total
Abia	25,332	27,090	52,422	63,818	67,814	131,632	89,150	94,904	184,054
Adamawa	30,942	30,519	61,461	32,883	32,118	65,001	63,825	62,637	126,462
Akwa-Ibom	73,511	77,534	151,045	193,775	204,843	398,618	267,286	282,377	549,663
Anambra	58,953	57,854	116,807	70,168	68,862	139,030	129,121	126,716	255,837
Bauchi	25,861	26,032	51,893	35,702	33,763	69,465	61,563	59,795	121,358
Bayelsa	38,384	39,474	77,858	21,868	22,375	44,243	60,252	61,849	122,101
Benue	8,467	8,098	16,565	10,225	9,927	20,152	18,692	18,025	36,717
Borno*	28,984	30,057	59,041	15,745	15,241	30,986	44,729	45,298	90,027
Cross River	9,626	9,689	19,315	45,304	45,065	90,369	54,930	54,754	109,684
Delta	10,975	10,225	21,200	16,728	15,987	32,715	27,703	26,212	53,915
Ebonyi	10,455	10,920	21,375	27,831	29,272	57,103	38,286	40,192	78,478
Edo	21,305	31,985	53,290	42,953	51,778	94,731	64,258	83,763	148,021
Ekiti	24,452	24,635	49,087	9,632	9,727	19,359	34,084	34,362	68,446
Enugu	33,706	32,903	66,609	79,658	82,174	161,832	113,364	115,077	228,441
FCT	12,992	12,745	25,737	13,305	12,386	25,691	26,297	25,131	51,428
Gombe	15,502	15,116	30,618	21,283	19,397	40,680	36,785	34,513	71,298
Imo	31,927	32,002	63,929	148,643	147,097	295,740	180,570	179,099	359,669
Jigawa	24,377	25,183	49,560	47,062	47,821	94,883	71,439	73,004	144,443
Kaduna	71,572	74,381	145,953	117,799	114,586	232,385	189,371	188,967	378,338
Kano	120,229	127,159	247,388	157,932	167,993	325,925	278,161	295,152	573,313
Katsina	50,469	52,184	102,653	96,071	95,981	192,052	146,540	148,165	294,705
Kebbi	18,967	17,990	36,957	10,300	7,699	17,999	29,267	25,689	54,956
Kogi	11,975	11,895	23,870	16,078	16,497	32,575	28,053	28,392	56,445
Kwara	35,232	34,830	70,062	19,576	19,652	39,228	54,808	54,482	109,290
Lagos	194,599	192,433	387,032	96,540	95,641	192,181	291,139	288,074	579,213
Nassarawa	63,102	39,925	78,340	57,535	41,563	79,804	120,637	81,488	202,125
Niger	49,847	44,072	93,919	41,114	37,278	78,392	90,961	81,350	172,311
Ogun	83,922	81,585	165,507	62,150	62,530	124,680	146,072	144,115	290,187
Ondo	48,364	48,286	96,650	66,266	68,095	134,361	114,630	116,381	231,011
Osun*	19,531	19,877	39,408	43,980	44,151	88,131	63,511	64,028	127,539
Oyo	169,343	174,928	344,271	99,525	105,305	204,830	268,868	280,233	549,101
Plateau	14,536	14,226	28,762	44,384	44,005	88,389	58,920	58,231	117,151
Rivers	41,318	41,801	83,119	39,357	39,134	78,491	80,675	80,935	161,610
Sokoto	24,516	23,017	47,533	26,585	23,831	50,416	51,101	46,848	97,949
Taraba	19,996	18,362	36,878	17,618	17,042	35,151	37,614	35,404	73,018
Yobe	7,046	15,088	21,134	2,309	3,281	6,590	9,355	18,369	27,724
Zamfara	15,986	13,228	29,214	11,902	8,174	20,076	27,888	21,402	49,290
National	1,546,301	1,547,328	3,066,462	1,923,604	1,928,085	3,833,886	3,469,905	3,475,413	6,945,318

* Data from 2018/2019 Digest

Table 1. 8: Enrolment in Public ECCDE Schools by State, Age and Gender: 2019/2020

STATE	BELOW 3 Years			3 Years			4 Years			5 Years			ABOVE 5 Years			TOTAL		
	MALE	FEMALE	TOTAL	MALE	FEMALE	TOTAL	MALE	FEMALE	TOTAL	MALE	FEMALE	TOTAL	MALE	FEMALE	TOTAL	MALE	FEMALE	TOTAL
Abia	10121	12489	22569	13240	14889	27998	11389	12573	23872	9671	9387	18993	1251	1300	2551	45672	50638	96310
Adamawa	15942	14404	30346	1076	1944	3020	2154	2878	5032	2176	2507	4683	1389	1695	3084	22737	23428	46165
Akwa-Ibom	16291	15796	32153	62220	64189	126409	44412	46556	90968	25113	26238	51351	0	0	0	148036	152779	300815
Anambra	1428	1351	2779	13506	12693	26199	15430	14910	30340	14279	13415	27694	6235	6021	12256	50878	48390	99268
Bauchi	484	477	961	8518	8091	16609	13816	12972	26788	10271	10220	20491	5063	4969	10032	38152	36729	74881
Bayelsa	273	179	452	916	892	1808	1947	1055	3002	828	1082	1910	155	805	960	4119	4013	8132
Benue	587	955	1542	2095	1201	3296	1296	1344	2640	708	545	1253	2337	2562	4899	7023	6607	13630
Borno*	952	1101	2053	6726	6705	13431	7141	6703	13844	6677	7240	13917	4294	4374	8668	25790	26123	51913
Cross River	10097	12507	22604	20147	17681	37828			0			0			0	30244	30188	60432
Delta	3,847	3,540	7387	7,887	7,587	15474	8,962	8,514	17476	6,010	5,579	11589	997	992	1989	27703	26212	53915
Ebonyi	2052	2057	4058	5379	5591	10970	5114	5333	10447	4456	4379	8835	1469	1512	2981	18470	18872	37342
Edo	0	0	0	12733	12166	24899	12328	11928	24256	11083	10329	21412	0	0	0	36144	34423	70567
Ekiti	7027	7164	14191	7398	7281	14679	6015	5930	11945	5329	5651	10980	0	0	0	25769	26026	51795
Enugu	2910	2946	5856	10582	10084	20666	10163	9879	20042	9073	9151	18224	3104	3115	6219	35832	35175	71007
FCT	1,308	1,298	2606	4,219	4049	8268	5,356	5,106	10462	4,642	4,423	9065	2171	2002	4173	17696	16878	34574
Gombe	877	772	1649	5383	5085	10468	5876	5676	11552	5967	5265	11232	2291	2174	4465	20394	18972	39366
Imo	0	0	0	49502	49050	98552	25620	26394	52014	55608	54495	110103	1027	699	1726	131757	130638	262395
Jigawa	1284	1453	2737	9013	9539	18552	24986	25401	50387	19860	20093	39953	6089	6217	12306	61232	62703	123935
Kaduna	11068	11629	22697	36487	35844	72331	38869	38043	76912	35375	36222	71597	14887	15736	30623	136686	137474	274160
Kano	37602	40684	78286	51973	54586	106559	54151	57968	112119	59972	63892	123864	32127	34291	66418	235825	251421	487246
Katsina	44880	46950	91830	14168	14835	29003	37333	38155	75488	445	523	968	20229	19740	39969	117055	120203	237258
Kebbi	1492	1063	2555	3791	3054	6845	3704	3236	6940	4482	3860	8342	3278	2960	6238	16747	14173	30920
Kogi	433	936	1369	1002	875	1877	1728	1376	3104	1076	1183	2259	855	925	1780	5094	5295	10389
Kwara	2300	2247	4547	5347	5144	10491	4190	4027	8217	6347	6100	12447	3178	3063	6241	21362	20581	41943
Lagos	386	404	790	5203	4713	9916	11944	11227	23171	10418	9963	20381	5582	5499	11081	33533	31806	65339
Nassarawa	2660	2687	5347	8215	11847	20062	2033	1891	3924	15442	1046	16488	873	738	1611	29223	18209	47432
Niger	9803	9101	18904	8218	9477	17695	8711	8190	16901	9971	7225	17196	8807	4037	12844	45510	38030	83540
Ogun	10101	9876	19977	9345	4323	13668	6876	6754	13630	4321	7643	11964	4957	4168	9125	35600	32764	68364
Ondo	3666	3797	7463	6937	6911	13848	32027	33416	65443	38869	38432	77301	4397	4674	9071	85896	87230	173126
Osun*	94	90	184	125	128	253	84	104	188	91	91	182	64	88	152	458	501	959
Oyo	2290	2237	4527	29525	31960	61485	45732	48681	94413	51626	54814	106440	22617	24600	47217	151790	162292	314082
Plateau	19326	19020	38346	7217	7467	14684	7152	6730	13882	5323	5204	10527	5018	5164	10182	44036	43585	87621
Rivers	806	850	1656	7372	7094	14466	6306	6276	12582	5526	5478	11004	799	917	1716	20809	20615	41424
Sokoto	3820	3493	7313	10385	8923	19308	9212	8697	17909	9442	9134	18576	6265	5775	12040	39124	36022	75146
Taraba	1277	1047	2324	2949	2774	5723	2874	2695	5569	2440	2331	4771	1191	1039	2230	10731	9886	20617
Yobe	342	2851	3193	752	2705	3457	824	1006	1830	702	2720	3422	1428	3400	4828	4048	12682	16730
Zamfara	1311	988	2299	5032	3478	8510	3852	2832	6684	6183	4424	10607	2129	1608	3737	18507	13330	31837
National	229137	238439	468835	454583	454855	909307	479607	484456	963973	459802	450284	910021	176553	176859	353412	1799682	1804893	3604575

* Data from 2018/2019 Digest

Table 1. 9: Enrolment in Private ECCDE Schools by State, Age and Gender: 2019/2020

STATE	BELOW 3 Years			3 Years			4 Years			5 Years			ABOVE 5 Years		
	MALE	FEMALE	TOTAL	MALE	FEMALE	TOTAL	MALE	FEMALE	TOTAL	MALE	FEMALE	TOTAL	MALE	FEMALE	TOTAL
Abia	11074	11369	22448	10391	10491	20834	10568	10738	21306	9507	9715	19222	1938	1953	3891
Adamawa	6475	5120	11595	6469	8707	15176	8526	7923	16449	11572	7898	19470	8046	9561	17607
Akwa-Ibom	27602	32940	60542	42783	39226	82009	32805	36266	69071	16060	21166	37226	0	0	0
Anambra	4455	4566	9021	23115	23147	46262	23196	23186	46214	21831	21981	43812	5646	5446	11092
Bauchi	3277	3283	6560	6330	6345	12675	6041	5937	11978	3970	3870	7840	3793	3631	7424
Bayelsa	820	840	1660	6184	10759	16943	10866	11562	22428	37353	28367	65720	910	6308	7218
Benue	1470	1401	2871	3431	3466	6897	2726	2648	5374	2608	2464	5072	1434	1439	2873
Borno*	2797	2859	5656	4785	4665	9450	4855	4843	9698	4286	4385	8671	2216	2423	4639
Cross River	9460	8012	17472	15196	10800	25996	30	5754	5784			0			0
Delta															
Ebonyi	3066	3222	6288	4695	5046	9741	5392	5755	11147	4810	5303	10113	1853	1994	3847
Edo	0	0	0	5993	23930	29923	12057	13311	25368	10064	12099	22163	0	0	0
Ekiti	1750	2654	4404	1646	1045	2691	1174	1498	2672	1895	1655	3550	1850	1484	3334
Enugu	10480	10171	20651	21136	21976	43112	20839	21625	42464	19383	20369	39752	5694	5761	11455
FCT	279	397	676	2,620	2,494	5114	1,748	2,570	4318	2,877	1,728	4605	1,077	1,064	2141
Gombe	2311	2100	4411	4796	4572	9368	4810	4729	9539	3325	3062	6387	1149	1078	2227
Imo	164	127	291	23072	22877	45949	9460	9390	18850	15910	15767	31677	207	300	507
Jigawa	1066	1141	2207	3322	3358	6680	2917	2821	5738	2207	2213	4420	695	768	1463
Kaduna	11958	11430	23388	14537	14244	28781	13471	13341	26812	9431	9301	18732	3288	3177	6465
Kano	12830	13469	26299	11534	11752	23286	8520	8429	16949	6508	6915	13423	2944	3166	6110
Katsina	7308	6952	14260	8329	7888	16217	7994	7545	15539	2022	2079	4101	3832	3498	7330
Kebbi	1004	924	1928	3011	2878	5889	3160	2926	6086	3111	2826	5937	2234	1962	4196
Kogi	6381	6287	12668	5416	5546	10962	5624	5508	11132	3496	3581	7077	2042	2175	4217
Kwara	3438	3504	6942	11683	11825	23508	6644	6747	13391	7697	7784	15481	3984	4041	8025
Lagos	89598	86419	176017	89856	96220	186076	58631	56974	115605	13539	8621	22160	5982	8034	14016
Nassarawa	24708	18162	42870	19803	14833	34636	19384	16078	35462	12079	9142	21221	15440	5064	20504
Niger	9,045	8,941	17986	12,413	11,680	24093	11,376	10,637	22013	8,344	7,953	16297	4,273	4,109	8382
Ogun	10543	11654	22197	43232	32565	75797	10665	7865	18530	22334	32221	54555	23698	27046	50744
Ondo	7572	7730	15302	6552	6567	13119	7391	7519	14910	7219	7335	14554			
Osun*	12720	13159	25879	19051	12300	31351	11612	14389	26001	11100	11296	22396	8570	12383	20953
Oyo	20441	20256	40697	46744	47524	94268	19182	19416	38598	19155	19112	38267	11556	11633	23189
Plateau	4416	4344	8760	3000	3028	6028	2952	2896	5848	2769	2703	5472	1747	1675	3422
Rivers	8360	8339	16859	15711	15988	31616	15094	15326	30421	10787	10832	21619	9914	9835	19736
Sokoto	615	613	1228	2284	2060	4344	3918	3468	7386	3655	3282	6937	1505	1403	2908
Taraba	4210	4063	8273	7299	6568	13867	7040	6736	13776	5294	5197	10491	3040	2954	5994
Yobe	191	110	301	3059	3384	6443	788	905	1693	923	868	1791	346	420	766
Zamfara	1328	1262	2590	2474	2134	4608	2317	1918	4235	1940	1622	3562	1322	1136	2458
National	323212	317820	641197	511952	511888	1023709	373773	379179	752785	319061	314712	633773	142225	146921	289133

* Data from 2018/2019 Digest

Table 1. 10: Enrolment in Public and Private ECCDE Schools by State, Age and Gender: 2019/2020

STATE	BELOW 3 Years			3 Years			4 Years			5 Years			ABOVE 5 Years		
	MALE	FEMALE	TOTAL	MALE	FEMALE	TOTAL	MALE	FEMALE	TOTAL	MALE	FEMALE	TOTAL	MALE	FEMALE	TOTAL
	Abia	21195	23858	45017	23631	25380	48832	21957	23311	45178	19178	19102	38215	3189	3253
Adamawa	22417	19524	41941	7545	10651	18196	10680	10801	21481	13748	10405	24153	9435	11256	20691
Akwa-Ibom	43893	48736	92695	105003	103415	208418	77217	82822	160039	41173	47404	88577	0	0	0
Anambra	5883	5917	11800	36621	35840	72461	38626	38096	76554	36110	35396	71506	11881	11467	23348
Bauchi	3761	3760	7521	14848	14436	29284	19857	18909	38766	14241	14090	28331	8856	8600	17456
Bayelsa	1093	1019	2112	7100	11651	18751	12813	12617	25430	38181	29449	67630	1065	7113	8178
Benue	2057	2356	4413	5526	4667	10193	4022	3992	8014	3316	3009	6325	3771	4001	7772
Borno*	3749	3960	7709	11511	11370	22881	11996	11546	23542	10963	11625	22588	6510	6797	13307
Cross River	19557	20519	40076	35343	28481	63824	30	5754	5784	0	0	0	0	0	0
Delta	3847	3540	7387	7887	7587	15474	8962	8514	17476	6010	5579	11589	997	992	1989
Ebonyi	5118	5279	10346	10074	10637	20711	10506	11088	21594	9266	9682	18948	3322	3506	6828
Edo	0	0	0	18726	36096	54822	24385	25239	49624	21147	22428	43575	0	0	0
Ekiti	8777	9818	18595	9044	8326	17370	7189	7428	14617	7224	7306	14530	1850	1484	3334
Enugu	13390	13117	26507	31718	32060	63778	31002	31504	62506	28456	29520	57976	8798	8876	17674
FCT	1587	1695	3282	6839	6543	13382	7104	7676	14780	7519	6151	13670	3248	3066	6314
Gombe	3188	2872	6060	10179	9657	19836	10686	10405	21091	9292	8327	17619	3440	3252	6692
Imo	164	127	291	72574	71927	144501	35080	35784	70864	71518	70262	141780	1234	999	2233
Jigawa	2350	2594	4944	12335	12897	25232	27903	28222	56125	22067	22306	44373	6784	6985	13769
Kaduna	23026	23059	46085	51024	50088	101112	52340	51384	103724	44806	45523	90329	18175	18913	37088
Kano	50432	54153	104585	63507	66338	129845	62671	66397	129068	66480	70807	137287	35071	37457	72528
Katsina	52188	53902	106090	22497	22723	45220	45327	45700	91027	2467	2602	5069	24061	23238	47299
Kebbi	2496	1987	4483	6802	5932	12734	6864	6162	13026	7593	6686	14279	5512	4922	10434
Kogi	6814	7223	14037	6418	6421	12839	7352	6884	14236	4572	4764	9336	2897	3100	5997
Kwara	5738	5751	11489	17030	16969	33999	10834	10774	21608	14044	13884	27928	7162	7104	14266
Lagos	89984	86823	176807	95059	100933	195992	70575	68201	138776	23957	18584	42541	11564	13533	25097
Nassarawa	27368	20849	48217	28018	26680	54698	21417	17969	39386	27521	10188	37709	16313	5802	22115
Niger	18848	18042	36890	20631	21157	41788	20087	18827	38914	18315	15178	33493	13080	8146	21226
Ogun	20644	21530	42174	52577	36888	89465	17541	14619	32160	26655	39864	66519	28655	31214	59869
Ondo	11238	11527	24050	13489	13478	26967	39418	40935	80353	46088	45767	91855	4397	4674	9071
Osun*	12814	13249	26063	19176	12428	31604	11696	14493	26189	11191	11387	22578	8634	12471	21105
Oyo	22731	22493	45224	76269	79484	155753	64914	68097	133011	70781	73926	144707	34173	36233	70406
Plateau	23742	23364	47106	10217	10495	20712	10104	9626	19730	8092	7907	15999	6765	6839	13604
Rivers	9166	9189	18515	23083	23082	46082	21400	21602	43003	16313	16310	32623	10713	10752	21452
Sokoto	4435	4106	8541	12669	10983	23652	13130	12165	25295	13097	12416	25513	7770	7178	14948
Taraba	5487	5110	10597	10248	9342	19590	9914	9431	19345	7734	7528	15262	4231	3993	8224
Yobe	533	2961	3494	3811	6089	9900	1612	1911	3523	1625	3588	5213	1774	3820	5594
Zamfara	2639	2250	4889	7506	5612	13118	6169	4750	10919	8123	6046	14169	3451	2744	6195
National	552349	556259	1110032	966535	966743	1933016	853380	863635	1716758	778863	764996	1543794	318778	323780	642545

* Data from 2018/2019 Digest

Table 1. 11: Enrolment in Public ECCDE Schools by State, Class and Gender: 2019/2020

STATE	No. of	ECCDE			NUR 1			NUR 2			NUR 3			TOTAL		
		Male	Female	Total	Male	Female	Total	Male	Female	Total	Male	Female	Total	Male	Female	Total
Abia	908	6,312	8,648	14,960	14,934	16,412	31,346	13,074	14,372	27,446	11,352	11,206	22,558	45,672	50,638	96,310
Adamawa	443	4,990	4,904	10,072	1,578	1,703	3,281	9,060	9,451	18,511	7,109	7,370	14,479	22,737	23,428	46,165
Akwa-Ibom	1,167	16,291	15,796	32,153	62,220	64,189	126,409	44,412	46,556	90,968	25,113	26,238	51,351	148,036	152,779	300,815
Anambra	1,061	2,198	2,109	4,307	18,858	17,672	36,530	14,727	14,334	29,061	15,095	14,275	29,370	50,878	48,390	99,268
Bauchi	600	998	934	1,932	17,660	17,079	34,739	12,475	11,963	24,438	7,019	6,753	13,772	38,152	36,729	74,881
Bayelsa	124	772	720	1,492	1,318	1,194	2,512	972	1,017	1,989	1,057	1,082	2,139	4,119	4,013	8,132
Benue	291	1,643	1,429	3,073	2,138	2,027	4,167	1,985	1,958	3,938	1,257	1,193	2,448	7,023	6,607	13,630
Borno*	62	1,869	1,968	3,837	9,812	10,072	19,884	8,675	8,481	17,156	5,434	5,602	11,036	25,790	26,123	51,913
Cross River	1,072	4,993	5,104	10,097	6,318	6,189	12,507	8,956	9,041	17,997	9,977	9,854	19,831	30,244	30,188	60,432
Delta	684	1,426	1,326	2,752	9,531	8,978	18,509	9,179	8,715	17,894	7,567	7,193	14,760	27,703	26,212	53,915
Ebonyi	1,072			-	8,734	8,856	17,590	5,075	5,289	10,364	4,661	4,727	9,388	18,470	18,872	37,342
Edo	736	-	-	-	12,733	12,166	24,899	12,328	11,928	24,256	11,083	10,329	21,412	36,144	34,423	70,567
Ekiti	904	7,027	7,164	14,191	7,398	7,281	14,679	11,344	11,581	22,925	-	-	-	25,769	26,026	51,795
Enugu	1,121	3,141	3,226	6,367	12,495	12,062	24,557	9,585	9,462	19,047	10,611	10,425	21,036	35,832	35,175	71,007
FCT	411	-	-	-	7,776	7,422	15,198	6,650	6,219	12,869	3,270	3,237	6,507	17,696	16,878	34,574
Gombe	334	2,230	1,987	4,217	8,384	8,049	16,433	6,355	6,136	12,491	3,425	2,800	6,225	20,394	18,972	39,366
Imo	1,275	-	-	-	36,030	35,296	71,326	39,083	40,177	79,260	56,644	55,165	111,809	131,757	130,638	262,395
Jigawa	1,198	3,804	4,249	9,979	1,063	1,097	2,160	1,486	1,556	3,042	54,879	55,801	110,680	61,232	62,703	123,935
Kaduna	38	28,186	28,139	56,325	52,764	52,468	105,232	39,089	40,660	79,749	16,647	16,207	32,854	136,686	137,474	274,160
Kano	94	51,753	55,136	106,889	62,803	68,034	130,837	121,269	128,251	249,520				235,825	251,421	487,246
Katsina	2,007	896	1,071	1,967	41,733	42,027	83,760	25,367	25,429	50,796	49,059	51,676	100,735	117,055	120,203	237,258
Kebbi	378	3,962	3,006	6,968	5,962	4,954	10,916	2,866	2,522	5,388	3,957	3,691	7,648	16,747	14,173	30,920
Kogi	246	770	757	1,527	2,426	2,528	4,954	1,567	1,676	3,243	331	334	665	5,094	5,295	10,389
Kwara	903	3,178.00	3,063	6,241	5,347	5,144	10,491	10,695	10,302	20,997	2,142	2,072	4,214	21,362	20,581	41,943
Lagos	998	3,922	3,852	7,774	14,230	13,384	27,614	13,489	12,759	26,248	1,892	1,811	3,703	33,533	31,806	65,339
Nassarawa	205	558	5,489	4,878	10,367	4,899	4,533	9,432	4,541	4,325	8,866	3,280	2,935	29,223	18,209	47,432
Niger	698	11,583	10,379	21,962	13,005	12,535	25,540	14,265	9,215	23,480	6,657	5,901	12,558	45,510	38,030	83,540
Ogun	1,564	6,799	6,103	12,902	12,730	11,806	24,536	16,071	14,855	30,926			-	35,600	32,764	68,364
Ondo	1,285	6	8	14	40,737	42,261	82,998	45,152	44,961	90,113	1	-	1	85,896	87,230	173,126
Osun*	16	94	90	184	128	157	285	137	140	277	99	114	213	458	501	959
Oyo	2,548	2,218	2,252	4,470	18,635	21,440	40,075	43,309	46,246	89,555	87,628	92,354	179,982	151,790	162,292	314,082
Plateau	1,158	22,437	22,221	44,658	9,938	9,799	19,737	7,143	7,203	14,346	4,518	4,362	8,880	44,036	43,585	87,621
Rivers	1,216	1,605	1,767	3,372	7,372	7,094	14,466	6,306	6,276	12,582	5,526	5,478	11,004	20,809	20,615	41,424
Sokoto	587	7,687	6,734	14,421	11,205	10,879	22,084	4,648	4,954	9,602	15,584	13,455	29,039	39,124	36,022	75,146
Taraba	161	2,506	2,352	4,858	3,673	3,419	7,092	3,119	2,833	5,952	1,433	1,282	2,715	10,731	9,886	20,617
Yobe	232	842	865	1,707	309	3,181	3,490	618	6,362	6,980	2,279	2,274	4,553	4,048	12,682	16,730
Zamfara	370	3,038	2,185	5,223	5,494	3,842	9,336	1,751	1,380	3,131	8,224	5,923	14,147	18,507	13,330	31,837
National	28,167	209,734	215,033	425,769	557,838	557,595	1,104,702	581,714	588,801	1,160,862	450,396	443,464	884,647	1,799,682	1,804,893	3,604,575

* Data from 2018/2019 Digest

Table 1. 12: Enrolment in Private ECCDE Schools by State, Class and Gender: 2019/2020

STATE	No. of Schools	ECCDE			NUR 1			NUR 2			NUR 3			TOTAL		
		Male	Female	Total	Male	Female	Total	Male	Female	Total	Male	Female	Total	Male	Female	Total
Abia	987	9,465	9,686	19,151	12,600	12,635	25,235	10,808	10,865	21,673	10,605	11,080	21,685	43,478	44,266	87,744
Adamawa	949	7,049	6,559	14,112	2,388	2,380	4,768	16,583	15,928	32,511	15,068	14,342	29,410	41,088	39,209	80,297
Akwa-Ibom	1,568	27,602	32,940	60,542	42,783	39,226	82,009	32,805	36,266	69,071	16,060	21,166	37,226	119,250	129,598	248,848
Anambra	1,925	5,377	5,518	10,895	25,486	25,365	50,851	23,783	23,655	47,438	23,597	23,788	47,385	78,243	78,326	156,569
Bauchi	468	2,195	2,324	4,519	9,056	8,825	17,881	8,084	7,966	16,050	4,076	3,951	8,027	23,411	23,066	46,477
Bayelsa	749	15,918	15,976	31,894	7,106	7,093	14,199	4,936	5,225	10,161	28,173	29,542	57,715	56,133	57,836	113,969
Benue	292	1,648	1,723	3,371	4,027	3,927	7,954	4,027	3,887	7,914	1,967	1,881	3,848	11,669	11,418	23,087
Borno*	62	1,435	1,575	3,010	6,595	6,697	13,292	5,977	5,932	11,909	4,932	4,971	9,903	18,939	19,175	38,114
Cross River	943	4,205	4,227	8,432	5,031	4,976	10,007	7,597	7,508	15,105	7,853	7,855	15,708	24,686	24,566	49,252
Delta	-	-	-	-	-	-	-	-	-	-	-	-	-	-	-	-
Ebonyi	449	2,526	2,733	5,259	6,056	6,518	12,574	5,654	6,166	11,820	5,580	5,903	11,483	19,816	21,320	41,136
Edo	927	-	-	-	5,993	23,930	29,923	12,057	13,311	25,368	10,064	12,099	22,163	28,114	49,340	77,454
Ekiti	552	3,021	2,897	5,918	2,360	2,258	4,618	2,210	2,586	4,796	724	595	1,319	8,315	8,336	16,651
Enugu	2,621	14,013	13,703	27,716	21,670	22,453	44,123	21,076	21,762	42,838	20,773	21,984	42,757	77,532	79,902	157,434
FCT	295	1,779	1,733	3,512	2,919	2,866	5,785	2,950	2,728	5,678	953	926	1,879	8,601	8,253	16,854
Gombe	485	2,102	2,064	4,166	6,228	5,884	12,112	6,284	5,963	12,247	1,777	1,630	3,407	16,391	15,541	31,932
Imo	1,533	-	-	-	17,965	17,816	35,781	14,740	14,549	29,289	16,108	16,096	32,204	48,813	48,461	97,274
Jigawa	226	1,454	1,488	2,942	2,855	2,827	5,682	2,737	2,695	5,432	3,161	3,291	6,452	10,207	10,301	20,508
Kaduna	916	11,726	11,330	23,056	17,641	17,559	35,200	16,650	16,255	32,905	6,668	6,349	13,017	52,685	51,493	104,178
Kano	859	12,077	12,769	24,846	26,185	26,465	52,650	4,074	4,497	8,571	-	-	-	42,336	43,731	86,067
Katsina	527	6,305	6,166	12,471	11,058	10,211	21,269	9,523	9,146	18,669	2,599	2,439	5,038	29,485	27,962	57,447
Kebbi	198	1,647	1,548	3,195	4,409	4,228	8,637	4,249	3,735	7,984	2,215	2,005	4,220	12,520	11,516	24,036
Kogi	849	6,222	6,236	12,458	8,075	8,156	16,231	7,758	7,769	15,527	904	936	1,840	22,959	23,097	46,056
Kwara	1,119	6,644	6,747	13,416	13,321	13,506	26,820	8,461	8,566	16,908	5,020	5,082	10,064	33,446	33,901	67,347
Lagos	13,633	127,585	124,399	251,984	64,160	64,167	128,327	62,847	64,840	127,687	3,014	2,862	5,876	257,606	256,268	513,874
Nassarawa	1,612	1,606	9,862	9,481	19,343	18,513	16,923	35,436	17,877	17,152	35,029	17,027	16,429	91,414	63,279	154,693
Niger	1,227	7,463	7,339	14,802	15,285	14,148	29,433	14,680	13,965	28,645	8,023	7,868	15,891	45,451	43,320	88,771
Ogun	5,072	42,758	42,698	85,456	33,826	34,199	68,025	33,888	34,454	68,342	-	-	-	110,472	111,351	221,823
Ondo	1,820	7,572	7,730	15,302	6,552	6,567	13,119	7,391	7,519	14,910	7,219	7,335	14,554	28,734	29,151	57,885
Osun**	212	21,484	21,219	42,703	17,157	17,457	34,614	15,277	15,553	30,830	9,135	9,298	18,433	63,053	63,527	126,580
Oyo	4,691	48,763	49,151	97,914	28,275	28,645	56,920	27,305	27,494	54,799	12,735	12,651	25,386	117,078	117,941	235,019
Plateau	280	5,252	5,034	10,286	3,503	3,610	7,113	3,486	3,339	6,825	2,643	2,663	5,306	14,884	14,646	29,530
Rivers	2,394	18,274	18,174	36,448	15,711	15,988	31,699	15,094	15,326	30,420	10,787	10,832	21,619	59,866	60,320	120,186
Sokoto	207	694	743	1,437	4,497	3,848	8,345	4,180	3,770	7,950	2,606	2,465	5,071	11,977	10,826	22,803
Taraba	679	3,725	3,659	7,384	9,420	8,904	18,324	9,335	8,810	18,145	4,403	4,145	8,548	26,883	25,518	52,401
Yobe	58	181	223	404	1,965	2,029	3,994	1,721	1,872	3,593	1,440	1,563	3,003	5,307	5,687	10,994
Zamfara	215	1,776	1,648	3,424	3,486	2,975	6,461	3,141	2,640	5,781	978	809	1,787	9,381	8,072	17,453
National	51,599	431,543	441,821	871,906	484,987	496,851	960,898	466,804	454,419	884,943	286,889	277,429	528,653	1,670,223	1,670,520	3,340,743

* Data from 2018/2019 Digest

Table 1. 13: Enrolment in Public and Private ECCDE Schools by State, Class and Gender: 2019/2020

STATE	No. of Schools	ECCDE			NUR 1			NUR 2			NUR 3			TOTAL		
		Male	Female	Total	Male	Female	Total	Male	Female	Total	Male	Female	Total	Male	Female	Total
Abia	1,895	15,777	18,334	34,111	27,534	29,047	56,581	23,882	25,237	49,119	21,957	22,286	44,243	89,150	94,904	184,054
Adamawa	1,392	12,039	11,463	24,184	3,966	4,083	8,049	25,643	25,379	51,022	22,177	21,712	43,889	63,825	62,637	126,462
Akwa-Ibom	2,735	43,893	48,736	92,695	105,003	103,415	208,418	77,217	82,822	160,039	41,173	47,404	88,577	267,286	282,377	549,663
Anambra	2,986	7,575	7,627	15,202	44,344	43,037	87,381	38,510	37,989	76,499	38,692	38,063	76,755	129,121	126,716	255,837
Bauchi	1,068	3,193	3,258	6,451	26,716	25,904	52,620	20,559	19,929	40,488	11,095	10,704	21,799	61,563	59,795	121,358
Bayelsa	873	16,690	16,696	33,386	8,424	8,287	16,711	5,908	6,242	12,150	29,230	30,624	59,854	60,252	61,849	122,101
Benue	583	3,291	3,152	6,444	6,165	5,954	12,121	6,012	5,845	11,852	3,224	3,074	6,296	18,692	18,025	36,717
Borno*	124	3,304	3,543	6,847	16,407	16,769	33,176	14,652	14,413	29,065	10,366	10,573	20,939	44,729	45,298	90,027
Cross River	2,015	9,198	9,331	18,529	11,349	11,165	22,514	16,553	16,549	33,102	17,830	17,709	35,539	54,930	54,754	109,684
Delta	684	1,426	1,326	2,752	9,531	8,978	18,509	9,179	8,715	17,894	7,567	7,193	14,760	27,703	26,212	53,915
Ebonyi	1,521	2,526	2,733	5,259	14,790	15,374	30,164	10,729	11,455	22,184	10,241	10,630	20,871	38,286	40,192	78,478
Edo	1,663	-	-	-	18,726	36,096	54,822	24,385	25,239	49,624	21,147	22,428	43,575	64,258	83,763	148,021
Ekiti	1,456	10,048	10,061	20,109	9,758	9,539	19,297	13,554	14,167	27,721	724	595	1,319	34,084	34,362	68,446
Enugu	3,742	17,154	16,929	34,083	34,165	34,515	68,680	30,661	31,224	61,885	31,384	32,409	63,793	113,364	115,077	228,441
FCT	706	1,779	1,733	3,512	10,695	10,288	20,983	9,600	8,947	18,547	4,223	4,163	8,386	26,297	25,131	51,428
Gombe	819	4,332	4,051	8,383	14,612	13,933	28,545	12,639	12,099	24,738	5,202	4,430	9,632	36,785	34,513	71,298
Imo	2,808	-	-	-	53,995	53,112	107,107	53,823	54,726	108,549	72,752	71,261	144,013	180,570	179,099	359,669
Jigawa	1,424	5,258	5,737	12,921	3,918	3,924	7,842	4,223	4,251	8,474	58,040	59,092	117,132	71,439	73,004	144,443
Kaduna	954	39,912	39,469	79,381	70,405	70,027	140,432	55,739	56,915	112,654	23,315	22,556	45,871	189,371	188,967	378,338
Kano	953	63,830	67,905	131,735	88,988	94,499	183,487	125,343	132,748	258,091	-	-	-	278,161	295,152	573,313
Katsina	2,534	7,201	7,237	14,438	52,791	52,238	105,029	34,890	34,575	69,465	51,658	54,115	105,773	146,540	148,165	294,705
Kebbi	576	5,609	4,554	10,163	10,371	9,182	19,553	7,115	6,257	13,372	6,172	5,696	11,868	29,267	25,689	54,956
Kogi	1,095	6,992	6,993	13,985	10,501	10,684	21,185	9,325	9,445	18,770	1,235	1,270	2,505	28,053	28,392	56,445
Kwara	2,022	9,822	9,810	19,657	18,668	18,650	37,311	19,156	18,868	37,905	7,162	7,154	14,278	54,808	54,482	109,290
Lagos	14,631	131,507	128,251	259,758	78,390	77,551	155,941	76,336	77,599	153,935	4,906	4,673	9,579	291,139	288,074	579,213
Nassarawa	1,817	2,164	15,351	14,359	29,710	23,412	21,456	44,868	22,418	21,477	43,895	20,307	19,364	120,637	81,488	202,125
Niger	1,925	19,046	17,718	36,764	28,290	26,683	54,973	28,945	23,180	52,125	14,680	13,769	28,449	90,961	81,350	172,311
Ogun	6,636	49,557	48,801	98,358	46,556	46,005	92,561	49,959	49,309	99,268	-	-	-	146,072	144,115	290,187
Ondo	3,105	7,578	7,738	15,316	47,289	48,828	96,117	52,543	52,480	105,023	7,220	7,335	14,555	114,630	116,381	231,011
Osun*	228	21,578	21,309	42,887	17,285	17,614	34,899	15,414	15,693	31,107	9,234	9,412	18,646	63,511	64,028	127,539
Oyo	7,239	50,981	51,403	102,384	46,910	50,085	96,995	70,614	73,740	144,354	100,363	105,005	205,368	268,868	280,233	549,101
Plateau	1,438	27,689	27,255	54,944	13,441	13,409	26,850	10,629	10,542	21,171	7,161	7,025	14,186	58,920	58,231	117,151
Rivers	3,610	19,879	19,941	39,820	23,083	23,082	46,165	21,400	21,602	43,002	16,313	16,310	32,623	80,675	80,935	161,610
Sokoto	794	8,381	7,477	15,858	15,702	14,727	30,429	8,828	8,724	17,552	18,190	15,920	34,110	51,101	46,848	97,949
Taraba	840	6,231	6,011	12,242	13,093	12,323	25,416	12,454	11,643	24,097	5,836	5,427	11,263	37,614	35,404	73,018
Yobe	290	1,023	1,088	2,111	2,274	5,210	7,484	2,339	8,234	10,573	3,719	3,837	7,556	9,355	18,369	27,724
Zamfara	585	4,814	3,833	8,647	8,980	6,817	15,797	4,892	4,020	8,912	9,202	6,732	15,934	27,888	21,402	49,290
National	79,766	641,277	656,854	1,297,675	1,042,825	1,054,446	2,065,600	1,048,518	1,043,220	2,045,805	737,285	720,893	1,413,300	3,469,905	3,475,413	6,945,318

* Data from 2018/2019 Digest

Table 1. 14: Teachers in Public and Private Primary Schools by State and Gender 2019/2020

State	Public			Private			Total		
	Male	Female	Total	Male	Female	Total	Male	Female	Total
Abia	97	2,272	2,369	39	2,059	2,098	136	4,331	4,467
Adamawa	2,064	1,953	4,017	4,162	4,861	9,023	6,226	6,814	13,040
Akwa Ibom	746	3,208	3,954	895	5,093	5,988	1,641	8,301	9,942
Anambra	-	-	-	717	11,346	12,063	717	11,346	12,063
Bauchi	772	1,645	2,417	772	1,645	2,417	1,544	3,290	4,834
Bayelsa	3	87	90	2,302	3,184	5,486	2,305	3,271	5,576
Benue*	17	38	55	2,036	5,084	7,120	2,053	5,122	7,175
Borno*	3,991	5,211	9,202	62	494	556	4,053	5,705	9,758
Cross Rivers	29,707	41,841	71,548	25,608	38,102	63,710	55,315	79,943	135,258
Delta	288	2,115	2,403	-	-	-	288	2,115	2,403
Ebonyi	139	806	945	2,950	4,688	7,638	3,089	5,494	8,583
Edo	-	2,208	2,208	844	2,332	3,176	844	4,540	5,384
Ekiti	51	621	672	1,114	3,696	4,810	1,165	4,317	5,482
Enugu	18	384	402	1,134	9,558	10,692	1,152	9,942	11,094
Fct	195	1,336	1,531	32	199	231	227	1,535	1,762
Gombe	134	139	273	665	563	1,228	799	702	1,501
Imo	240	10,208	10,448	1,442	9,216	10,658	1,682	19,424	21,106
Jigawa	915	142	1,057	281	219	500	1,196	361	1,557
Kaduna*	9,729	11,813	21,542	34,280	38,781	73,061	44,009	50,594	94,603
Kano	642	704	1,346	1,374	2,824	4,198	2,016	3,528	5,544
Katsina	2,508	1,230	3,738	689	355	1,044	3,197	1,585	4,782
Kebbi	139	110	249	1,342	265	1,607	1,481	375	1,856
Kogi	58	400	458	593	2,702	3,295	651	3,102	3,753
Kwara	36	164	200	4,689	10,018	14,707	4,725	10,182	14,907
Lagos	2,280	6,795	9,075	7,107	1,002	8,109	9,387	7,797	17,184
Nasarawa	2,084	1,218	3,302	4,408	3,967	8,375	6,492	5,185	11,677
Niger	48	86	134	1,100	1,380	2,480	1,148	1,466	2,614
Ogun	3,243	10,149	13,392	10,576	37,589	48,165	13,819	47,738	61,557
Ondo	171	3,245	3,416	1,671	3,089	4,760	1,842	6,334	8,176
Osun*	7	15	22	1,827	142	1,969	1,834	157	1,991
Oyo	45	464	509	19,646	38,808	58,454	19,691	39,272	58,963
Plateau	720	1,376	2,096	242	1,078	1,320	962	2,454	3,416
Rivers	316	1,127	1,443	5,022	12,266	17,288	5,338	13,393	18,731
Sokoto	9	13	22	212	97	309	221	110	331
Taraba	16	14	30	1,254	1,866	3,120	1,270	1,880	3,150
Yobe	2	11	13	428	203	631	430	214	644
Zamfara	19	9	28	301	395	696	320	404	724
National	61,449	113,157	174,606	141,816	259,166	400,982	203,265	372,323	575,588

* Data from 2018/2019 Digest

Table 1. 15: Number and Proportion of Qualified Teachers in Public ECCDE Schools by State and Gender: 2019/2020

State	Number of Teachers			Number of Qualified Teachers		
	Male	Female	Total	Male	Female	Total
Abia	97	2,272	2,369	86	2,223	2,309
Adamawa	2,064	1,953	4,017	513	1,435	1,948
Akaw Ibom	746	3,208	3,954	746	3208	3,954
Anambra	-	-	-	-	-	-
Bauchi	772	1,645	2,417	702	1,539	2,241
Bayelsa	3	87	90	3	74	77
Benue*	17	38	55	6	16	22
Borno*	3991	5211	9,202	3991	5211	9,202
Cross Rivers	29,707	41,841	71,548	27,926	38,503	66,429
Delta	288	2,115	2,403	263	1,875	2,138
Ebonyi	139	806	945	109	712	821
Edo	-	2,208	2,208	-	2,208	2,208
Ekiti	51	621	672	91	1,118	1,209
Enugu	18	384	402	16	345	361
Fct	195	1,336	1,531	144	1,003	1,147
Gombe	134	139	273	34	93	127
Imo	240	10,208	10,448	240	10,208	10,448
Jigawa	915	142	1,057	452	21	473
Kaduna*	9,729	11,813	21,542	8,206	9,526	17,732
Kano	642	704	1,346	365	433	798
Katsina	2,508	1,230	3,738	1,496	633	2,129
Kebbi	139	110	249	89	68	157
Kogi	58	400	458	58	385	443
Kwara	36	164	200	36	164	200
Lagos	2,280	6,795	9,075	2,088	6,438	8,526
Nasarawa	2,084	1,218	3,302	1,715	966	2,681
Niger	48	86	134	40	78	118
Ogun	3,243	10,149	13,392	3,218	10,126	13,344
Ondo	171	3,245	3,416	171	3,245	3,416
Osun*	7	15	22	7	15	22
Oyo	45	464	509	45	464	509
Plateau	720	1,376	2,096	592	1,076	1,668
Rivers	316	1,127	1,443	256	936	1,192
Sokoto	9	13	22	5	9	14
Taraba	16	14	30	8	11	19
Yobe	2	11	13	1	8	9
Zamfara	19	9	28	14	9	23
National	61,449	113,157	174,606	53,732	104,382	158,114

* Data from 2018/2019 Digest

Table 1. 16: Number and Proportion of Qualified Teachers in Private ECCDE Schools by State and Gender, 2019/2020

State	Number of Teachers			Number of Qualified Teachers		
	Male	Female	Total	Male	Female	Total
Abia	39	2,059	2,098	23	1,228	1,251
Adamawa	4,162	4,861	9,023	986	3,602	4,588
Akwa Ibom	895	5,093	5,988	879	5,078	5,957
Anambra	717	11,346	12,063	392	7,899	8,291
Bauchi	772	1,645	2,417	702	1,539	2,241
Bayelsa	2,302	3,184	5,486	1,466	3,090	4,556
Benue*	2,036	5,084	7,120	1,018	2,542	3,560
Borno*	62	494	556	62	494	556
Cross Rivers	25,608	38,102	63,710	24,029	35,107	59,136
Delta			-			-
Ebonyi	2,950	4,688	7,638	2,280	3,150	5,430
Edo	844	2,332	3,176	827	1,979	2,806
Ekiti	1,114	3,696	4,810	405	1,677	2,082
Enugu	1,134	9,558	10,692	1,084	6,608	7,692
Fct	32	199	231	22	135	157
Gombe	665	563	1,228	519	439	958
Imo	1,442	9,216	10,658	1,442	9,216	10,658
Jigawa	281	219	500	245	187	432
Kaduna	34,280	38,781	73,061	27,922	31,178	59,100
Kano	1,374	2,824	4,198	826	1,622	2,448
Katsina	689	355	1,044	429	165	594
Kebbi*	1,342	265	1,607	1,342	265	1,607
Kogi	593	2,702	3,295	369	1,854	2,223
Kwara	4,689	10,018	14,707	3,999	7,921	11,920
Lagos	7,107	1,002	8,109	1,005	1,000	2,005
Nasarawa	4,408	3,967	8,375	4,397	3,939	8,336
Niger	1,100	1,380	2,480	825	977	1,802
Ogun	10,576	37,589	48,165	6,897	30,489	37,386
Ondo	1,671	3,089	4,760	1,671	3,089	4,760
Osun*	1,827	142	1,969	1,827	142	1,969
Oyo	19,646	38,808	58,454	16,846	31,752	48,598
Plateau	242	1,078	1,320	181	796	977
Rivers	5,022	12,266	17,288	2,731	6,042	8,773
Sokoto	212	97	309	71	90	161
Taraba	1,254	1,866	3,120	575	856	1,431
Yobe	428	203	631	377	322	699
Zamfara	301	395	696	137	192	329
National	141,816	259,166	400,982	108,808	206,661	315,469

* Data from 2018/2019 Digest

Table 1. 17: Number and Proportion of Qualified Teachers in Public and Private ECCDE Schools by State and Gender: 2019/2020

State	Number of Teachers			Number of Qualified Teachers		
	Male	Female	Total	Male	Female	Total
Abia	136	4,331	4,467	109	3,451	3,560
Adamawa	6,226	6,814	13,040	1,499	5,037	6,536
Akwa Ibom	1,641	8,301	9,942	1,625	8,286	9,911
Anambra	717	11,346	12,063	392	7,899	8,291
Bauchi	1,544	3,290	4,834	1,404	3,078	4,482
Bayelsa	2,305	3,271	5,576	1,469	3,164	4,633
Benue*	2,053	5,122	7,175	1,024	2,558	3,582
Borno*	4,053	5,705	9,758	4,053	5,705	9,758
Cross Rivers	55,315	79,943	135,258	51,955	73,610	125,565
Delta	288	2,115	2,403	263	1,875	2,138
Ebonyi	3,089	5,494	8,583	2,389	3,862	6,251
Edo	844	4,540	5,384	827	4,187	5,014
Ekiti	1,165	4,317	5,482	496	2,795	3,291
Enugu	1,152	9,942	11,094	1,100	6,953	8,053
Fct	227	1,535	1,762	166	1,138	1,304
Gombe	799	702	1,501	553	532	1,085
Imo	1,682	19,424	21,106	1,682	19,424	21,106
Jigawa	1,196	361	1,557	697	208	905
Kaduna	44,009	50,594	94,603	36,128	40,704	76,832
Kano	2,016	3,528	5,544	1,191	2,055	3,246
Katsina	3,197	1,585	4,782	1,925	798	2,723
Kebbi*	1,481	375	1,856	1,431	333	1,764
Kogi	651	3,102	3,753	427	2,239	2,666
Kwara	4,725	10,182	14,907	4,035	8,085	12,120
Lagos	9,387	7,797	17,184	3,093	7,438	10,531
Nasarawa	6,492	5,185	11,677	6,112	4,905	11,017
Niger	1,148	1,466	2,614	865	1,055	1,920
Ogun	13,819	47,738	61,557	10,115	40,615	50,730
Ondo	1,842	6,334	8,176	1,842	6,334	8,176
Osun*	1,834	157	1,991	1,834	157	1,991
Oyo	19,691	39,272	58,963	16,891	32,216	49,107
Plateau	962	2,454	3,416	773	1,872	2,645
Rivers	5,338	13,393	18,731	2,987	6,978	9,965
Sokoto	221	110	331	76	99	175
Taraba	1,270	1,880	3,150	583	867	1,450
Yobe	430	214	644	378	330	708
Zamfara	320	404	724	151	201	352
National	203,265	372,323	575,588	162,540	311,043	473,583

* Data from 2018/2019 Digest

Table 1. 18: Number and Condition of Classrooms by State in ECCDE/Pre-Primary Schools: 2019/2020

State	Public			Private			Public and Private		
	Good Classroom	Bad Classroom	Total	Good Classroom	Bad Classroom	Total	Good Classroom	Bad Classroom	Total
Abia	1,243	1,604	2,847	3,537	671	4,208	4,780	2,275	7,055
Adamawa	1,322	825	2,147	2,971	1,855	4,826	4,293	2,680	6,973
Akwa Ibom	3,020	3,103	6,123	2,447	5,679	8,126	5,467	8,782	14,249
Anambra	2,969	315	3,284	6,236	294	6,530	9,205	609	9,814
Bauchi	4	-	4	840	210	1,050	844	210	1,054
Bayelsa	139	111	250	116	365	481	255	476	731
Benue	257	16	273	205	8	213	462	24	486
Borno			-			-	-	-	-
Cross Rivers	14,144	2,567	16,711	12,252	2,126	14,378	26,396	4,693	31,089
Delta	1,204	1,121	2,325				1,204	1,121	2,325
Ebonyi	498	584	1,083				498	584	1,083
Edo	2,208	736	2,944	2,600	181	2,781	4,808	917	5,725
Ekiti	1,121	1,191	2,312	2,565	157	2,722	3,686	1,348	5,034
Enugu	1,363	523	1,886	9,868	127	9,995	11,231	650	11,881
Fct	790	251	1,041	4,551	165	4,716	5,341	416	5,757
Gombe	142	52	194	1,795	52	1,847	1,937	104	2,041
Imo	2,876	1,994	4,870	4,292	616	4,908	7,168	2,610	9,778
Jigawa	20	545	565	56	21	77	76	566	642
Kaduna			-	753	13	766	753	13	766
Kano	437	2,689	3,126	612	11	623	1,049	2,700	3,749
Katsina	2,114	17	2,131	538	4	542	2,652	21	2,673
Kebbi	55	46	101			-	55	46	101
Kogi	306	214	520	3,284	61	3,345	3,590	275	3,865
Kwara	5,750	899	6,649	9,754	-	9,754	15,504	899	16,403
Lagos	5,498	409	5,907	20,061	15	20,076	25,559	424	25,983
Nasarawa	288	292	580	5,351	416	5,767	5,639	708	6,347
Niger	18	50	68	691	88	779	709	138	847
Ogun	8,406	5,702	14,108	4,489	3,429	7,918	12,895	9,131	22,026
Ondo	3,910	2,331	6,241	5,460	-	5,460	9,370	2,331	11,701
Osun			-			-	-	-	-
Oyo	4,685	10,584	15,269	0	0	-	4,685	10,584	15,269
Plateau	2,868	1,606	4,474	2,862	100	2,962	5,730	1,706	7,436
Rivers	1,680	946	2,626	17,818	581	18,399			
Sokoto	20	23	43	879	2	881	899	25	924
Taraba	37	62	99	1,691	36	1,727	1,728	98	1,826
Yobe	6	51	57	378	10	388	384	61	445
Zamfara	-	14	14	671	0	671	671	14	685
National	69,398	41,473	110,872	129,623	17,293	146,916	179,523	57,239	236,763

**Table 1. 19: Number of Toilets in Public and Private ECCDE/Pre-Primary Schools by State:
2019/2020**

State	STUDENT TOILETS			TEACHERS TOILETS		
	Male	Female	Total	Male	Female	Total
Abia	303	322	625	176	243	419
Anambra	527	460	987	723	654	1,377
Akwa-Ibom	-	-	-	-	-	-
Anambra	823	792	1,615	343	504	847
Bauchi	-	-	-	-	-	-
Bayelsa	-	-	-	-	-	-
Benue	594	305	899	198	228	426
Borno	-	-	-	-	-	-
Cross River	1,149	1,434	2,583	1,139	1,331	2,470
Delta	-	-	-	-	-	-
Ebonyi	6,539	6,634	13,173	6,539	6,634	13,173
Edo	927	927	1,854	927	927	1,854
Ekiti	641	972	1,613	352	499	851
Enugu	-	-	-	-	-	-
FCT	484	517	1,001	192	256	448
Gombe	62	68	130	46	41	87
Imo	1,256	2,287	3,543	488	989	1,477
Jigawa	12	6	18	-	-	-
Kaduna	-	-	-	-	-	-
Kano	10	2	12	-	-	-
Katsina	-	-	-	-	-	-
Kebbi	438	348	786	219	210	429
Kogi	356	183	539	-	-	-
Kwara	534	852	1,386	534	799	1,333
Lagos	2,939	3,134	6,073	1,239	1,538	2,777
Nassarawa	-	-	-	-	-	-
Niger	86	85	171	78	58	136
Ogun	1,411	1,335	2,746	1,290	1,630	2,920
Ondo	825	995	1,820	-	1,820	1,820
Osun	1,827	142	1,969	1,827	142	1,969
Oyo	1,257	1,890	3,147	500	610	1,110
Plateau	-	-	-	-	-	-
Rivers	-	-	-	-	-	-
Sokoto	249	248	497	248	298	546
Taraba	-	-	-	-	-	-
Yobe	96	156	252	56	279	335
Zamfara	484	329	813	484	329	813
National	23,829	24,423	48,252	17,598	20,019	37,617

CHAPTER TWO

PRIMARY EDUCATION

2.1 Summary of Public and Private Primary Schools

Table 2.1: Total Number of Public and Private Primary Schools: 2015/2016-2019/2020

Year	Public	Private	Total
2015/2016	62,184	34,717	96,901
2016/2017	68,471	43,507	111,978
2017/2018	63,414	50,036	113,450
2018/2019	58,682	57,156	115,838
2019/2020	66,284	55,225	121,509

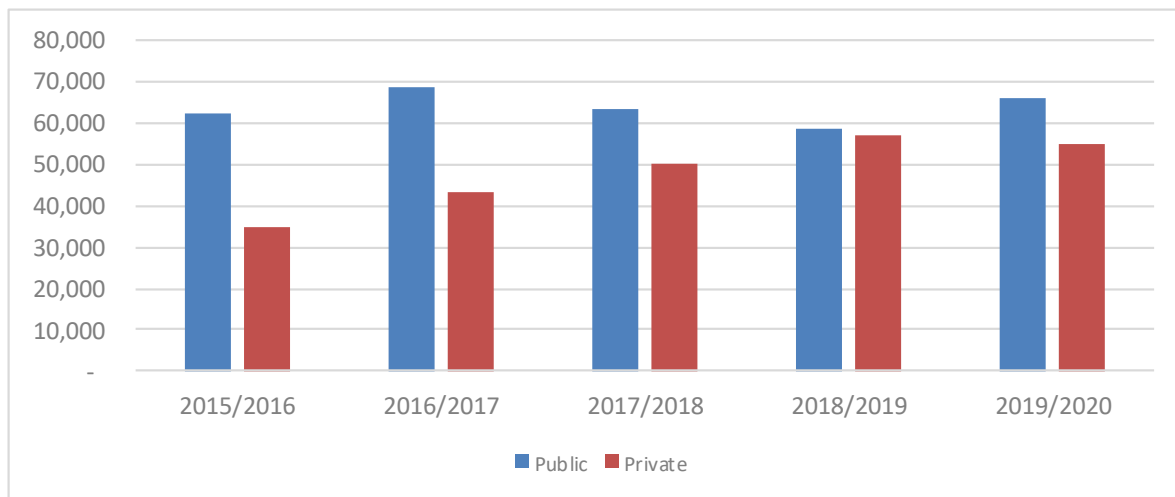


Figure 2.1: Trend of Number of Public and Private Primary Schools: 2015/2016-2019/2020

2.3 Enrolment in Public and Private Primary Schools

2.3.1 National Summary of Public and Private Primary Schools Enrolment

Table 2. 3: Enrolment in Public and Private Primary Schools by Gender: 2015/2016 – 2019/2020

Year	Public			Private			Public + Private
	Male	Female	M+F	Male	Female	M+F	M+F
2015/2016	11,519,269	10,548,159	22,067,428	1,600,511	1,607,082	3,207,593	25,275,021
2016/2017	11,219,283	10,015,771	21,235,054	1,667,044	1,641,624	3,308,668	24,543,722
2017/2018	11,618,213	10,766,542	22,384,755	2,775,436	2,729,193	5,504,632	27,889,387
2018/2019	12,954,401	11,792,016	24,746,417	2,583,262	2,679,334	5,262,596	30,009,013
2019/2020	12,705,455	12,018,923	24,724,378	2,658,585	2,717,121	5,375,706	30,100,084

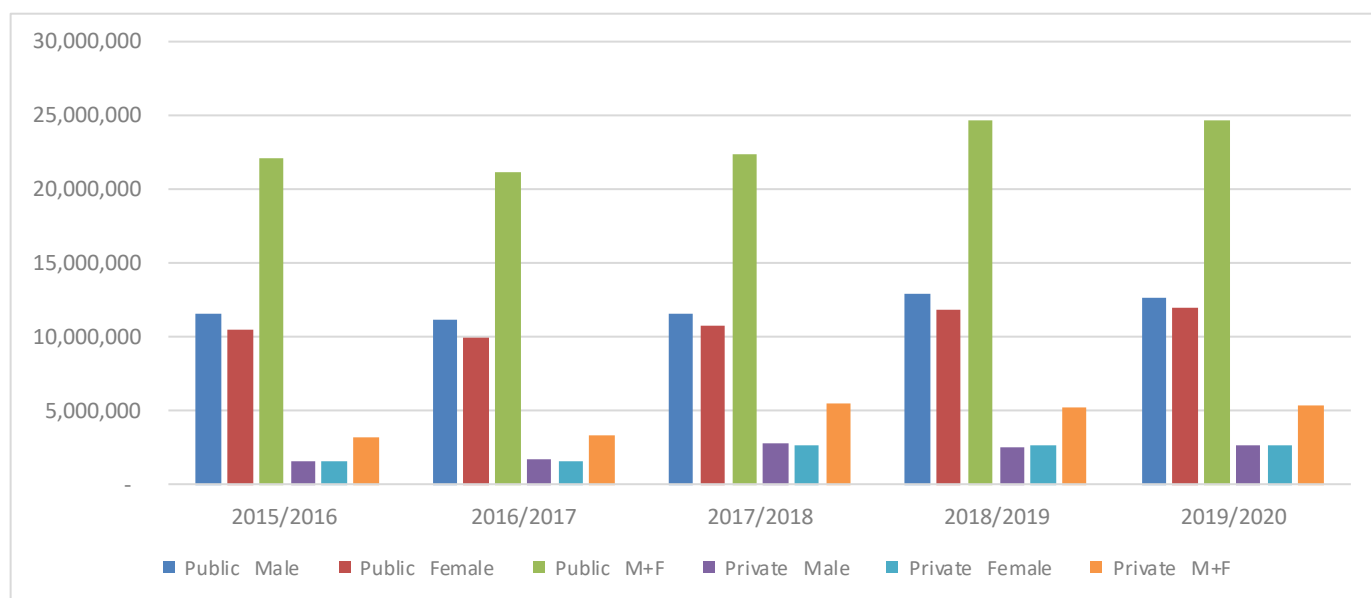


Figure 2. 2: Enrolment in Public and Private Primary Schools by Gender: 2015/2016-2019/2020

Table 2. 4: National Summary of Enrolment in Public and Private Primary Schools by Location (Rural/Urban) and Gender: 2019/2020

Sector	Urban			Rural			Public + Private
	Male	Female	Total	Male	Female	Total	M+F
Public	4,088,702	4,011,817	8,100,519	8,616,753	8,007,106	16,623,859	24,724,378
Private	1,332,933	1,377,912	2,710,845	1,325,652	1,339,209	2,664,861	5,375,706
Total	5,421,635	5,389,729	10,811,364	9,942,405	9,346,315	19,288,720	30,100,084

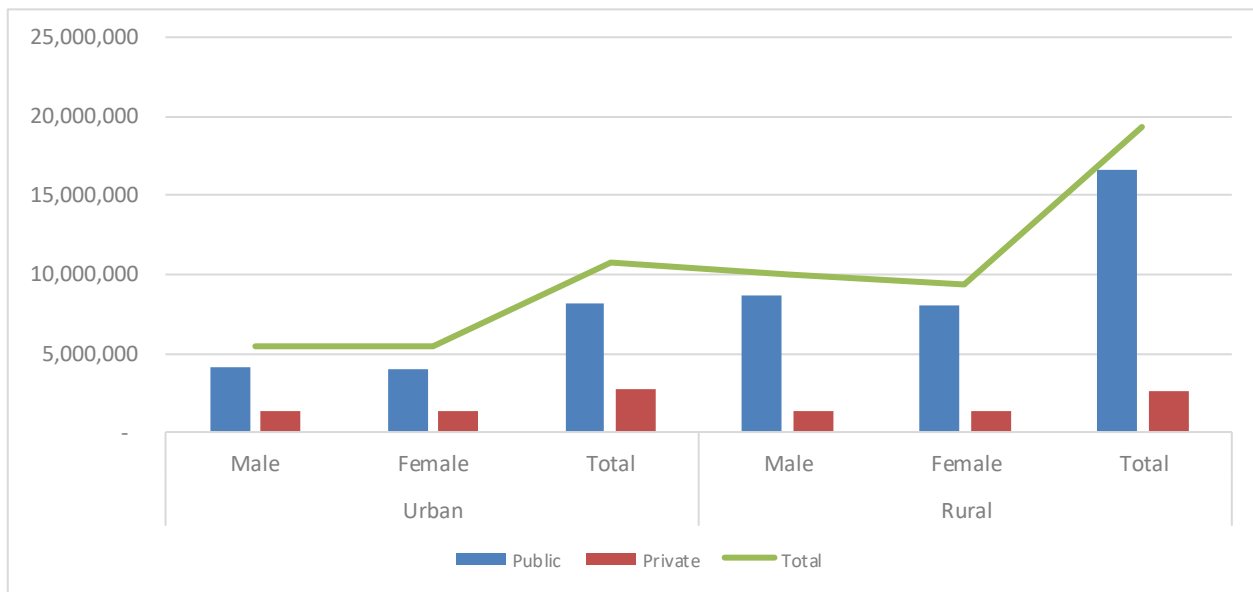


Figure 2.3: Enrolment in Public and Private Primary Schools by Location (Rural/Urban) and Gender: 2019/2020

**Table 2. 5: Enrolment in Public Primary Schools by State, Location (Rural/Urban) and Gender
2019/2020**

STATE	URBAN			RURAL			BOTH		
	MALE	FEMALE	M+F	MALE	FEMALE	M+F	MALE	FEMALE	M+F
Abia	18,955	18,279	37,234	76,593	73,727	150,320	95,548	92,006	187,554
Adamawa	75,936	73,422	149,358	256,070	237,570	493,640	332,006	310,992	642,998
Akwa Ibom	161,303	165,679	326,982	530,033	540,244	1,070,277	691,336	705,923	1,397,259
Anambra	50,474	48,541	99,015	64,528	59,622	124,150	115,002	108,163	223,165
Bauchi	176,605	187,906	364,511	389,567	317,616	707,183	566,172	505,522	1,071,694
Bayelsa	5,516	4,729	10,245	43,081	41,270	84,351	48,597	45,999	94,596
Benue	41,279	41,023	82,302	260,910	236,080	496,990	302,189	277,103	579,292
*Borno	134,793	135,583	270,376	131,492	123,805	255,297	266,285	259,388	525,673
Cross River	17,121	8,273	25,394	89,536	42,746	132,282	106,657	51,019	157,676
Delta	58,242	57,433	115,675	109,510	106,712	216,222	167,752	164,145	331,897
Ebonyi	28,427	28,323	56,750	102,821	102,937	205,758	131,248	131,260	262,508
Edo	31,184	30,287	61,471	74,107	76,668	150,775	105,291	106,955	212,246
Ekiti	69,538	78,355	147,893	40,551	48,947	89,498	110,089	127,302	237,391
Enugu	16,348	17,552	33,900	73,049	69,407	142,456	89,397	86,959	176,356
FCT	38,431	40,680	79,111	77,597	72,716	150,313	116,028	113,396	229,424
Gombe	69,763	68,831	138,594	218,365	179,358	397,723	288,128	248,189	536,317
Imo	60,234	59,130	119,364	267,574	273,516	541,090	327,808	332,646	660,454
Jigawa	128,025	123,362	251,387	346,792	344,224	691,016	474,817	467,586	942,403
Kaduna	357,244	325,099	682,343	640,827	600,143	1,240,970	998,071	925,242	1,923,313
Kano	703,309	696,022	1,399,331	944,129	1,102,866	2,046,995	1,647,438	1,798,888	3,446,326
Katsina	231,305	228,391	459,696	801,926	785,733	1,587,659	1,033,231	1,014,124	2,047,355
Kebbi	82,892	68,095	150,987	257,965	145,632	403,597	340,857	213,727	554,584
Kogi	31,301	31,493	62,794	111,662	112,300	223,962	142,963	143,793	286,756
Kwara	41,284	40,507	81,791	57,587	50,220	107,807	98,871	90,727	189,598
Lagos	136,056	138,113	274,169	56,982	58,417	115,399	193,038	196,530	389,568
Nasarawa	27,610	25,119	52,729	136,047	114,413	250,460	163,657	139,532	303,189
Niger	102,435	93,025	195,460	314,727	228,008	542,735	417,162	321,033	738,195
Ogun	104,223	98,450	202,673	85,583	80,965	166,548	189,806	179,415	369,221
Ondo	150,803	154,025	304,828	253,509	255,301	508,810	404,312	409,326	813,638
Osun	65,074	64,904	129,978	43,754	43,765	87,519	108,828	108,669	217,497
Oyo	432,167	457,619	889,786	383,914	408,883	792,797	816,081	866,502	1,682,583
Plateau	28,500	28,254	56,754	154,964	152,956	307,920	183,464	181,210	364,674
Rivers	33,407	34,446	67,853	80,836	80,927	161,763	114,243	115,373	229,616
Sokoto	121,808	104,381	226,189	383,743	280,457	664,200	505,551	384,838	890,389
Taraba	46,901	44,617	91,518	300,699	256,700	557,399	347,600	301,317	648,917
Yobe	132,482	128,041	260,523	169,408	140,682	310,090	301,890	268,723	570,613
Zamfara	77,727	63,828	141,555	286,315	161,573	447,888	364,042	225,401	589,443
National	4,088,702	4,011,817	8,100,519	8,616,753	8,007,106	16,623,859	12,705,455	12,018,923	24,724,378

Note: *Data from 2018/2019

**Table 2.6: Enrolment in Private Primary Schools by State, Location (Rural/Urban) and Gender
2019/2020**

STATE	URBAN			RURAL			BOTH		
	MALE	FEMALE	M+F	MALE	FEMALE	M+F	MALE	FEMALE	M+F
Abia	25,761	26,876	52,637	34,054	35,215	69,269	59,815	62,091	121,906
Adamawa	46,222	45,331	91,553	28,190	25,066	53,256	74,412	70,397	144,809
Akwa Ibom	67,025	69,566	136,591	152,611	157,710	310,321	219,636	227,276	446,912
Anambra	87,638	85,613	173,251	75,091	73,098	148,189	162,729	158,711	321,440
Bauchi	34,572	47,446	82,018	40,764	34,567	75,331	75,336	82,013	157,349
Bayelsa	20,570	20,727	41,297	13,588	13,386	26,974	34,158	34,113	68,271
Benue	32,118	31,408	63,526	64,633	57,812	122,445	96,751	89,220	185,971
*Borno	26,355	27,581	53,936	7,124	6,746	13,870	33,479	34,327	67,806
Cross River	15,130	7,341	22,471	79,162	37,659	116,821	94,292	45,000	139,292
Delta	28,200	30,073	58,273	27,335	27,926	55,261	55,535	57,999	113,534
Ebonyi	8,912	9,466	18,378	26,700	28,586	55,286	35,612	38,052	73,664
Edo	43,826	44,644	88,470	40,486	41,933	82,419	84,312	86,577	170,889
Ekiti	6,916	7,091	14,007	384	427	811	7,300	7,518	14,818
Enugu	49,210	49,038	98,248	101,205	107,510	208,715	150,415	156,548	306,963
FCT	11,402	11,523	22,925	4,479	4,399	8,878	15,881	15,922	31,803
Gombe	21,506	20,899	42,405	16,702	15,094	31,796	38,208	35,993	74,201
Imo	25,179	50,658	75,837	79,914	161,245	241,159	105,093	211,903	316,996
Jigawa	15,712	15,254	30,966	8,297	9,273	17,570	24,009	24,527	48,536
Kaduna	42,118	41,120	83,238	46,487	43,314	89,801	88,605	84,434	173,039
Kano	55,367	60,300	115,667	30,766	30,458	61,224	86,133	90,758	176,891
Katsina	34,254	31,985	66,239	12,885	11,426	24,311	47,139	43,411	90,550
Kebbi	22,676	21,172	43,848	2,500	2,043	4,543	25,176	23,215	48,391
Kogi	14,029	14,139	28,168	23,330	23,343	46,673	37,359	37,482	74,841
Kwara	17,853	17,326	35,179	22,695	22,840	45,535	40,548	40,166	80,714
Lagos	138,983	156,344	295,327	99,951	84,451	184,402	238,934	240,795	479,729
Nasarawa	44,974	44,262	89,236	33,443	32,135	65,578	78,417	76,397	154,814
Niger	42,930	41,560	84,490	34,312	29,813	64,125	77,242	71,373	148,615
Ogun	126,612	128,280	254,892	109,472	114,196	223,668	236,084	242,476	478,560
Ondo	21,992	20,493	42,485	24,500	26,500	51,000	46,492	46,993	93,485
Osun	465	493	958	252	244	496	717	737	1,454
Oyo	103,203	103,543	206,746	30,880	31,237	62,117	134,083	134,780	268,863
Plateau	8,085	7,923	16,008	9,314	9,493	18,807	17,399	17,416	34,815
Rivers	4,799	4,746	9,545	1,839	1,996	3,835	6,638	6,742	13,380
Sokoto	15,428	14,117	29,545	3,175	2,811	5,986	18,603	16,928	35,531
Taraba	37,667	37,132	74,799	35,340	31,866	67,206	73,007	68,998	142,005
Yobe	18,709	18,234	36,943	970	937	1,907	19,679	19,171	38,850
Zamfara	16,535	14,208	30,743	2,822	2,454	5,276	19,357	16,662	36,019
National	1,332,933	1,377,912	2,710,845	1,325,652	1,339,209	2,664,861	2,658,585	2,717,121	5,375,706

Note: *Data from 2018/2019

Table 2.7: Enrolment in Public and Private Primary Schools by State, Location (Rural/Urban) and Gender 2019/2020

STATE	URBAN			RURAL			BOTH		
	MALE	FEMALE	M+F	MALE	FEMALE	M+F	MALE	FEMALE	M+F
Abia	44,716	45,155	89,871	110,647	108,942	219,589	155,363	154,097	309,460
Adamawa	122,158	118,753	240,911	284,260	262,636	546,896	406,418	381,389	787,807
Akwa Ibom	228,328	235,245	463,573	682,644	697,954	1,380,598	910,972	933,199	1,844,171
Anambra	138,112	134,154	272,266	139,619	132,720	272,339	277,731	266,874	544,605
Bauchi	211,177	235,352	446,529	430,331	352,183	782,514	641,508	587,535	1,229,043
Bayelsa	26,086	25,456	51,542	56,669	54,656	111,325	82,755	80,112	162,867
Benue	73,397	72,431	145,828	325,543	293,892	619,435	398,940	366,323	765,263
*Borno	161,148	163,164	324,312	138,616	130,551	269,167	299,764	293,715	593,479
Cross River	32,251	15,614	47,865	168,698	80,405	249,103	200,949	96,019	296,968
Delta	86,442	87,506	173,948	136,845	134,638	271,483	223,287	222,144	445,431
Ebonyi	37,339	37,789	75,128	129,521	131,523	261,044	166,860	169,312	336,172
Edo	75,010	74,931	149,941	114,593	118,601	233,194	189,603	193,532	383,135
Ekiti	76,454	85,446	161,900	40,935	49,374	90,309	117,389	134,820	252,209
Enugu	65,558	66,590	132,148	174,254	176,917	351,171	239,812	243,507	483,319
FCT	49,833	52,203	102,036	82,076	77,115	159,191	131,909	129,318	261,227
Gombe	91,269	89,730	180,999	235,067	194,452	429,519	326,336	284,182	610,518
Imo	85,413	109,788	195,201	347,488	434,761	782,249	432,901	544,549	977,450
Jigawa	143,737	138,616	282,353	355,089	353,497	708,586	498,826	492,113	990,939
Kaduna	399,362	366,219	765,581	687,314	643,457	1,330,771	1,086,676	1,009,676	2,096,352
Kano	758,676	756,322	1,514,998	974,895	1,133,324	2,108,219	1,733,571	1,889,646	3,623,217
Katsina	265,559	260,376	525,935	814,811	797,159	1,611,970	1,080,370	1,057,535	2,137,905
Kebbi	105,568	89,267	194,835	260,465	147,675	408,140	366,033	236,942	602,975
Kogi	45,330	45,632	90,962	134,992	135,643	270,635	180,322	181,275	361,597
Kwara	59,137	57,833	116,970	80,282	73,060	153,342	139,419	130,893	270,312
Lagos	275,039	294,457	569,496	156,933	142,868	299,801	431,972	437,325	869,297
Nasarawa	72,584	69,381	141,965	169,490	146,548	316,038	242,074	215,929	458,003
Niger	145,365	134,585	279,950	349,039	257,821	606,860	494,404	392,406	886,810
OGUN	230,835	226,730	457,565	195,055	195,161	390,216	425,890	421,891	847,781
ONDO	172,795	174,518	347,313	278,009	281,801	559,810	450,804	456,319	907,123
Osun	65,539	65,397	130,936	44,006	44,009	88,015	109,545	109,406	218,951
Oyo	535,370	561,162	1,096,532	414,794	440,120	854,914	950,164	1,001,282	1,951,446
Plateau	36,585	36,177	72,762	164,278	162,449	326,727	200,863	198,626	399,489
Rivers	38,206	39,192	77,398	82,675	82,923	165,598	120,881	122,115	242,996
Sokoto	137,236	118,498	255,734	386,918	283,268	670,186	524,154	401,766	925,920
Taraba	84,568	81,749	166,317	336,039	288,566	624,605	420,607	370,315	790,922
Yobe	151,191	146,275	297,466	170,378	141,619	311,997	321,569	287,894	609,463
Zamfara	94,262	78,036	172,298	289,137	164,027	453,164	383,399	242,063	625,462
National	5,421,635	5,389,729	10,811,364	9,942,405	9,346,315	19,288,720	15,364,040	14,736,044	30,100,084

Note: *Data from 2018/2019

Table 2.8: Enrolment in Public Primary Schools by State, Age and Gender: 2019/2020

STATE	Below age 6			Age 6-11			Above age 11 Years			Total		
	Male	Female	Total	Male	Female	Total	Male	Female	Total	Male	Female	Total
Abia	3,135	3,136	6,271	88,151	86,366	174,517	4,262	2,504	6,766	95,548	92,006	187,554
Adamawa	24,210	43,442	67,652	243,572	243,693	487,265	64,224	23,857	88,081	332,006	310,992	642,998
Akwa Ibom	51,609	54,040	105,649	600,779	624,574	1,225,353	38,948	27,309	66,257	691,336	705,923	1,397,259
Anambra	5,183	4,893	10,076	101,666	97,454	199,120	8,153	5,816	13,969	115,002	108,163	223,165
Bauchi	61,461	51,432	112,893	410,215	371,969	782,184	94,496	82,121	176,617	566,172	505,522	1,071,694
Bayelsa	3,959	3,725	7,684	38,907	38,643	77,550	5,731	3,631	9,362	48,597	45,999	94,596
Benue	17,958	12,909	30,867	224,113	213,292	437,405	60,118	50,902	111,020	302,189	277,103	579,292
*Borno	7,842	7,737	15,579	237,783	231,323	469,106	20,660	20,328	40,988	266,285	259,388	525,673
Cross River	10,252	5,252	15,504	85,162	40,645	125,807	11,243	5,122	16,365	106,657	51,019	157,676
Delta	1,789	1,844	3,633	160,646	160,076	320,722	5,317	2,225	7,542	167,752	164,145	331,897
Ebonyi	3,909	3,690	7,599	111,466	112,570	224,036	15,873	15,000	30,873	131,248	131,260	262,508
Edo	5,595	5,006	10,601	88,163	92,565	180,728	11,533	9,384	20,917	105,291	106,955	212,246
Ekiti	8,796	8,334	17,130	84,643	101,711	186,354	16,650	17,257	33,907	110,089	127,302	237,391
Enugu	1,750	1,679	3,429	80,184	79,267	159,451	7,463	6,013	13,476	89,397	86,959	176,356
FCT	13,220	8,948	22,168	89,300	91,648	180,948	13,508	12,800	26,308	116,028	113,396	229,424
Gombe	10,285	9,889	20,174	260,285	222,495	482,780	17,558	15,805	33,363	288,128	248,189	536,317
Imo	1,646	1,072	2,718	305,807	313,466	619,273	20,355	18,108	38,463	327,808	332,646	660,454
Jigawa	17,309	18,044	35,353	439,215	431,935	871,150	18,293	17,607	35,900	474,817	467,586	942,403
Kaduna	27,769	30,427	58,196	915,109	850,330	1,765,439	55,193	44,485	99,678	998,071	925,242	1,923,313
Kano	11,231	27,988	39,219	1,443,494	1,581,691	3,025,185	192,713	189,209	381,922	1,647,438	1,798,888	3,446,326
Katsina	27,769	30,427	58,196	940,269	929,212	1,869,481	65,193	54,485	119,678	1,033,231	1,014,124	2,047,355
Kebbi	11,078	7,988	19,066	307,066	187,691	494,757	22,713	18,048	40,761	340,857	213,727	554,584
Kogi	6,067	6,440	12,507	122,276	128,804	251,080	14,620	8,549	23,169	142,963	143,793	286,756
Kwara	14,708	13,494	28,202	77,867	72,672	150,539	6,296	4,561	10,857	98,871	90,727	189,598
Lagos	5,058	6,458	11,516	165,841	168,616	334,457	22,139	21,456	43,595	193,038	196,530	389,568
Nasarawa	11,519	9,357	20,876	142,309	123,433	265,742	9,829	6,742	16,571	163,657	139,532	303,189
Niger	32,078	25,527	57,605	364,473	278,456	642,929	20,611	17,050	37,661	417,162	321,033	738,195
Ogun	11,198	13,453	24,651	158,071	147,582	305,653	20,537	18,380	38,917	189,806	179,415	369,221
Ondo	4,240	4,288	8,528	390,308	399,878	790,186	9,764	5,160	14,924	404,312	409,326	813,638
Osun	1,903	1,773	3,676	102,922	104,027	206,949	4,003	2,869	6,872	108,828	108,669	217,497
Oyo	45,425	49,590	95,015	717,675	773,732	1,491,407	52,981	43,180	96,161	816,081	866,502	1,682,583
Plateau	37,351	39,152	76,503	135,939	131,140	267,079	10,174	10,918	21,092	183,464	181,210	364,674
Rivers	143	133	276	112,269	114,854	227,123	1,831	386	2,217	114,243	115,373	229,616
Sokoto	22,720	19,144	41,864	441,207	340,891	782,098	41,624	24,803	66,427	505,551	384,838	890,389
Taraba	26,275	21,645	47,920	291,379	264,010	555,389	29,946	15,662	45,608	347,600	301,317	648,917
Yobe	13,717	12,583	26,300	269,328	242,904	512,232	18,845	13,236	32,081	301,890	268,723	570,613
Zamfara	22,266	14,795	37,061	320,892	199,473	520,365	20,884	11,133	32,017	364,042	225,401	589,443
National	582,423	579,734	1,162,157	11,068,751	10,593,088	21,661,839	1,054,281	846,101	1,900,382	12,705,455	12,018,923	24,724,378

Note: *Data from 2018/2019

Table 2.9: Enrolment in Private Primary Schools by State, Age and Gender: 2019/2020

STATE	Below age 6			Age 6-11			Above age 11 Years			Total		
	Male	Female	Total	Male	Female	Total	Male	Female	Total	Male	Female	Total
Abia	4,572	4,639	9,211	53,423	53,948	107,371	1,820	3,504	5,324	59,815	62,091	121,906
Adamawa	4,003	4,027	8,030	66,744	62,857	129,601	3,665	3,513	7,178	74,412	70,397	144,809
Akwa Ibom	8,900	9,056	17,956	205,636	213,276	418,912	5,100	4,944	10,044	219,636	227,276	446,912
Anambra	5,336	4,944	10,280	150,617	147,254	297,871	6,776	6,513	13,289	162,729	158,711	321,440
Bauchi	12,704	10,630	23,334	53,546	62,600	116,146	9,086	8,783	17,869	75,336	82,013	157,349
Bayelsa	1,704	1,630	3,334	28,051	27,967	56,018	4,403	4,516	8,919	34,158	34,113	68,271
Benue	10,424	5,265	15,689	77,712	76,847	154,559	8,615	7,108	15,723	96,751	89,220	185,971
*Borno	1,912	1,931	3,843	29,348	29,667	59,015	2,219	2,729	4,948	33,479	34,327	67,806
Cross River	10,078	7,096	17,174	72,952	33,054	106,006	11,262	4,850	16,112	94,292	45,000	139,292
Delta	10,900	10,876	21,776	40,815	42,479	83,294	3,820	4,644	8,464	55,535	57,999	113,534
Ebonyi	1,609	953	2,562	24,133	26,421	50,554	9,870	10,678	20,548	35,612	38,052	73,664
Edo			-	84,312	86,577	170,889	-	-	-	84,312	86,577	170,889
Ekiti	654	718	1,372	2,977	2,845	5,822	3,669	3,955	7,624	7,300	7,518	14,818
Enugu	1,087	1,141	2,228	146,164	152,224	298,388	3,164	3,183	6,347	150,415	156,548	306,963
FCT	1,326	1,415	2,741	14,277	14,234	28,511	278	273	551	15,881	15,922	31,803
Gombe	1,024	1,120	2,144	34,902	32,903	67,805	2,282	1,970	4,252	38,208	35,993	74,201
Imo	368	287	655	89,325	201,080	290,405	15,400	10,536	25,936	105,093	211,903	316,996
Jigawa	512	570	1,082	22,558	22,964	45,522	939	993	1,932	24,009	24,527	48,536
Kaduna	3,803	3,882	7,685	82,738	78,474	161,212	2,064	2,078	4,142	88,605	84,434	173,039
Kano	4,464	4,689	9,153	75,945	79,816	155,761	5,724	6,253	11,977	86,133	90,758	176,891
Katsina	1,829	1,669	3,498	42,459	39,228	81,687	2,851	2,514	5,365	47,139	43,411	90,550
Kebbi	1,541	1,474	3,015	20,869	19,182	40,051	2,766	2,559	5,325	25,176	23,215	48,391
Kogi	4,129	3,470	7,599	31,166	31,934	63,100	2,064	2,078	4,142	37,359	37,482	74,841
Kwara	6,013	5,946	11,959	33,326	33,018	66,344	1,209	1,202	2,411	40,548	40,166	80,714
Lagos	21,950	19,580	41,530	211,096	198,215	409,311	5,888	23,000	28,888	238,934	240,795	479,729
Nasarawa	9,675	10,168	19,843	65,645	62,958	128,603	3,097	3,271	6,368	78,417	76,397	154,814
Niger	4,359	4,142	8,501	68,674	63,390	132,064	4,209	3,841	8,050	77,242	71,373	148,615
Ogun	22,325	32,525	54,850	172,568	183,881	356,449	41,191	26,070	67,261	236,084	242,476	478,560
Ondo	5,086	5,175	10,261	32,463	33,752	66,215	8,943	8,066	17,009	46,492	46,993	93,485
Osun	30	42	72	626	628	1,254	61	67	128	717	737	1,454
Oyo	15,179	15,306	30,485	114,512	115,361	229,873	4,392	4,113	8,505	134,083	134,780	268,863
Plateau	1,367	1,746	3,113	15,338	14,985	30,323	694	685	1,379	17,399	17,416	34,815
Rivers	-	-	-	6,638	6,742	13,380	-	-	-	6,638	6,742	13,380
Sokoto	530	545	1,075	17,275	15,673	32,948	798	710	1,508	18,603	16,928	35,531
Taraba	5,035	4,729	9,764	65,301	61,704	127,005	2,671	2,565	5,236	73,007	68,998	142,005
Yobe	512	470	982	18,733	18,225	36,958	434	476	910	19,679	19,171	38,850
Zamfara	1,311	1,207	2,518	16,452	13,822	30,274	1,594	1,633	3,227	19,357	16,662	36,019
National	186,251	183,063	369,314	2,289,316	2,360,185	4,649,501	180,799	171,144	351,943	2,658,585	2,717,121	5,375,706
Note: *Data from 2018/2019										-	-	-

Table 2.10: Enrolment in Public and Private Primary Schools by State, Age and Gender: 2019/2020

STATE	Below age 6			Age 6-11			Above age11 Years			Total		
	Male	Female	Total	Male	Female	Total	Male	Female	Total	Male	Female	Total
Abia	7,707	7,775	15,482	141,574	140,314	281,888	6,082	6,008	12,090	155,363	154,097	309,460
Adamawa	28,213	47,469	75,682	310,316	306,550	616,866	67,889	27,370	95,259	406,418	381,389	787,807
Akwa Ibom	60,509	63,096	123,605	806,415	837,850	1,644,265	44,048	32,253	76,301	910,972	933,199	1,844,171
Anambra	10,519	9,837	20,356	252,283	244,708	496,991	14,929	12,329	27,258	277,731	266,874	544,605
Bauchi	74,165	62,062	136,227	463,761	434,569	898,330	103,582	90,904	194,486	641,508	587,535	1,229,043
Bayelsa	5,663	5,355	11,018	66,958	66,610	133,568	10,134	8,147	18,281	82,755	80,112	162,867
Benue	28,382	18,174	46,556	301,825	290,139	591,964	68,733	58,010	126,743	398,940	366,323	765,263
*Borno	9,754	9,668	19,422	267,131	260,990	528,121	22,879	23,057	45,936	299,764	293,715	593,479
Cross River	20,330	12,348	32,678	158,114	73,699	231,813	22,505	9,972	32,477	200,949	96,019	296,968
Delta	12,689	12,720	25,409	201,461	202,555	404,016	9,137	6,869	16,006	223,287	222,144	445,431
Ebonyi	5,518	4,643	10,161	135,599	138,991	274,590	25,743	25,678	51,421	166,860	169,312	336,172
Edo	5,595	5,006	10,601	172,475	179,142	351,617	11,533	9,384	20,917	189,603	193,532	383,135
Ekiti	9,450	9,052	18,502	87,620	104,556	192,176	20,319	21,212	41,531	117,389	134,820	252,209
Enugu	2,837	2,820	5,657	226,348	231,491	457,839	10,627	9,196	19,823	239,812	243,507	483,319
FCT	14,546	10,363	24,909	103,577	105,882	209,459	13,786	13,073	26,859	131,909	129,318	261,227
Gombe	11,309	11,009	22,318	295,187	255,398	550,585	19,840	17,775	37,615	326,336	284,182	610,518
Imo	2,014	1,359	3,373	395,132	514,546	909,678	35,755	28,644	64,399	432,901	544,549	977,450
Jigawa	17,821	18,614	36,435	461,773	454,899	916,672	19,232	18,600	37,832	498,826	492,113	990,939
Kaduna	31,572	34,309	65,881	997,847	928,804	1,926,651	57,257	46,563	103,820	1,086,676	1,009,676	2,096,352
Kano	15,695	32,677	48,372	1,519,439	1,661,507	3,180,946	198,437	195,462	393,899	1,733,571	1,889,646	3,623,217
Katsina	29,598	32,096	61,694	982,728	968,440	1,951,168	68,044	56,999	125,043	1,080,370	1,057,535	2,137,905
Kebbi	12,619	9,462	22,081	327,935	206,873	534,808	25,479	20,607	46,086	366,033	236,942	602,975
Kogi	10,196	9,910	20,106	153,442	160,738	314,180	16,684	10,627	27,311	180,322	181,275	361,597
Kwara	20,721	19,440	40,161	111,193	105,690	216,883	7,505	5,763	13,268	139,419	130,893	270,312
Lagos	27,008	26,038	53,046	376,937	366,831	743,768	28,027	44,456	72,483	431,972	437,325	869,297
Nasarawa	21,194	19,525	40,719	207,954	186,391	394,345	12,926	10,013	22,939	242,074	215,929	458,003
Niger	36,437	29,669	66,106	433,147	341,846	774,993	24,820	20,891	45,711	494,404	392,406	886,810
Ogun	33,523	45,978	79,501	330,639	331,463	662,102	61,728	44,450	106,178	425,890	421,891	847,781
Ondo	9,326	9,463	18,789	422,771	433,630	856,401	18,707	13,226	31,933	450,804	456,319	907,123
Osun	1,933	1,815	3,748	103,548	104,655	208,203	4,064	2,936	7,000	109,545	109,406	218,951
Oyo	60,604	64,896	125,500	832,187	889,093	1,721,280	57,373	47,293	104,666	950,164	1,001,282	1,951,446
Plateau	38,718	40,898	79,616	151,277	146,125	297,402	10,868	11,603	22,471	200,863	198,626	399,489
Rivers	143	133	276	118,907	121,596	240,503	1,831	386	2,217	120,881	122,115	242,996
Sokoto	23,250	19,689	42,939	458,482	356,564	815,046	42,422	25,513	67,935	524,154	401,766	925,920
Taraba	31,310	26,374	57,684	356,680	325,714	682,394	32,617	18,227	50,844	420,607	370,315	790,922
Yobe	14,229	13,053	27,282	288,061	261,129	549,190	19,279	13,712	32,991	321,569	287,894	609,463
Zamfara	23,577	16,002	39,579	337,344	213,295	550,639	22,478	12,766	35,244	383,399	242,063	625,462
National	768,674	762,797	1,531,471	13,358,067	12,953,273	26,311,340	1,237,299	1,019,974	2,257,273	15,364,040	14,736,044	30,100,084

Note: *Data from 2018/2019

Table 2.11: Enrolment in Public Primary Schools by State, Class and Gender 2019/2020

STATE	Primary 1		Primary 2		Primary 3		Primary 4		Primary 5		Primary 6		Total		
	Male	Female	Male	Female	Male	Female	Male	Female	Male	Female	Male	Female	Male	Female	M+F
Abia	19,512	18,111	16,952	15,758	14,820	14,633	14,550	14,377	14,684	14,606	15,030	14,521	95,548	92,006	187,554
Adamawa	57,755	54,578	61,671	58,542	57,969	54,212	55,195	51,334	51,441	48,026	47,975	44,300	332,006	310,992	642,998
Akwa Ibom	114,678	121,138	111,031	116,617	111,534	118,224	144,863	126,108	107,148	112,642	102,082	111,194	691,336	705,923	1,397,259
Anambra	18,689	17,828	18,418	17,389	19,250	18,045	19,133	17,839	19,227	17,881	20,285	19,181	115,002	108,163	223,165
Bauchi	118,527	106,277	109,603	97,981	103,979	94,073	90,335	80,184	76,543	68,199	67,185	58,808	566,172	505,522	1,071,694
Bayelsa	8,576	8,248	8,504	7,731	8,267	7,479	8,412	8,129	7,802	7,707	7,036	6,705	48,597	45,999	94,596
Benue	67,950	63,704	57,203	53,831	53,171	49,865	47,617	43,925	41,753	37,085	34,495	28,693	302,189	277,103	579,292
* Borno	52348	50017	46729	45777	47811	47011	44356	43243	39671	38303	35370	35037	266,285	259,388	525,673
Cross River	17,789	9,051	18,534	9,109	18,554	8,169	17,679	9,132	18,079	7,434	16,022	8,124	106,657	51,019	157,676
Delta	25,778	24,932	27,039	26,563	28,942	28,202	28,901	28,508	29,015	28,340	28,077	27,600	167,752	164,145	331,897
Ebonyi	21,246	21,299	21,286	21,350	21,862	21,610	21,855	22,026	22,402	22,324	22,597	22,651	131,248	131,260	262,508
Edo	10,000	16,943	16,247	15,590	18,885	17,847	19,807	18,407	20,148	19,308	20,204	18,860	105,291	106,955	212,246
Ekiti	8,807	8,160	9,454	9,356	26,485	31,030	18,952	19,644	27,887	41,783	18,504	17,329	110,089	127,302	237,391
Enugu	15,311	15,162	14,294	13,851	14,604	14,500	15,173	14,509	15,030	14,446	14,985	14,491	89,397	86,959	176,356
FCT	16,750	15,968	19,289	18,959	20,434	20,415	20,835	20,301	20,146	19,695	18,574	18,058	116,028	113,396	229,424
Gombe	72,864	64,477	54,455	46,374	48,254	41,005	42,502	36,993	38,140	32,583	31,913	26,757	288,128	248,189	536,317
Imo	56,254	56,732	54,425	56,270	55,641	57,424	53,665	53,793	56,264	55,329	51,559	53,098	327,808	332,646	660,454
Jigawa	99,616	98,790	91,562	94,996	83,823	85,603	73,492	70,622	66,488	62,741	59,836	54,834	474,817	467,586	942,403
Kaduna	258,134	227,411	194,131	182,301	176,313	168,933	145,379	136,956	124,668	116,897	99,446	92,744	998,071	925,242	1,923,313
Kano	359,463	396,822	316,316	364,213	291,151	330,824	258,204	272,143	227,196	233,705	195,108	201,181	1,647,438	1,798,888	3,446,326
Katsina	208,664	219,716	194,474	214,516	179,112	178,183	164,623	150,890	148,214	131,629	138,144	119,190	1,033,231	1,014,124	2,047,355
Kebbi	72,999	45,585	70,155	43,997	65,355	40,649	53,007	33,081	42,081	26,974	37,260	23,441	340,857	213,727	554,584
Kogi	28,247	28,337	25,039	25,768	24,467	24,179	22,797	23,469	21,720	22,014	20,693	20,026	142,963	143,793	286,756
Kwara	29,674	27,230	34,564	31,720	9,947	9,109	4,973	4,561	11,831	10,864	7,882	7,243	98,871	90,727	189,598
Lagos	22,386	21,946	26,032	25,905	30,064	30,563	34,477	35,134	39,345	40,681	40,734	42,301	193,038	196,530	389,568
Nasarawa	32,785	27,361	29,781	25,744	28,760	24,773	25,912	22,792	24,274	20,476	22,145	18,386	163,657	139,532	303,189
Niger	106,326	81,245	83,113	63,162	70,905	54,082	59,983	46,723	53,331	41,492	43,504	34,329	417,162	321,033	738,195
Ogun	34,890	32,590	31,379	29,726	31,018	29,361	31,725	29,597	30,517	29,082	30,277	29,059	189,806	179,415	369,221
Ondo	63,950	66,745	66,105	67,332	68,668	68,203	68,343	69,003	69,110	68,114	68,136	69,929	404,312	409,326	813,638
Osun	21,472	21,262	19,226	19,069	19,289	19,069	19,349	19,372	14,890	15,019	14,602	14,878	108,828	108,669	217,497
Oyo	132,870	142,304	140,770	148,330	137,174	144,919	135,231	143,821	130,422	142,138	139,614	144,990	816,081	866,502	1,682,583
Plateau	36,739	36,103	36,368	35,556	31,752	31,315	28,825	28,387	25,003	25,249	24,777	24,600	183,464	181,210	364,674
Rivers	19,479	19,956	18,964	18,881	19,874	19,893	19,973	20,241	19,137	19,532	16,816	16,870	114,243	115,373	229,616
Sokoto	114,921	93,054	105,036	81,782	95,891	74,289	76,413	57,431	63,128	44,257	50,162	34,025	505,551	384,838	890,389
Taraba	71,760	60,391	66,883	57,885	61,908	54,324	54,422	47,742	49,122	42,834	43,505	38,141	347,600	301,317	648,917
Yobe	65,578	58,214	57,400	51,306	53,727	47,629	48,140	42,830	42,115	38,131	34,930	30,613	301,890	268,723	570,613
Zamfara	89,916	58,139	75,216	46,824	69,311	41,965	54,340	32,524	40,834	25,088	34,425	20,861	364,042	225,401	589,443
National	2,572,703	2,435,826	2,347,648	2,260,061	2,218,971	2,121,609	2,043,438	1,895,771	1,848,806	1,742,608	1,673,889	1,563,048	12,705,455	12,018,923	24,724,378
Note: *Data from 2018/2019															

Table 2.12: Enrolment in Private Primary Schools by State, Class and Gender 2019/2020

STATE	Primary 1		Primary 2		Primary 3		Primary 4		Primary 5		Primary 6		Total		
	Male	Female	Male	Female	Male	Female	Male	Female	Male	Female	Male	Female	Male	Female	M+F
Abia	11,836	12,199	10,560	10,884	9,822	10,218	9,809	10,051	9,665	10,064	8,123	8,675	59,815	62,091	121,906
Adamawa	14,024	13,234	15,712	14,900	14,287	13,166	12,108	11,767	10,291	9,853	7,990	7,477	74,412	70,397	144,809
Akwa Ibom	38,133	42,163	55,424	49,463	41,968	43,603	33,065	36,627	35,715	38,969	15,331	16,451	219,636	227,276	446,912
Anambra	27,422	27,543	26,878	25,730	27,276	26,707	27,041	26,296	26,245	25,669	27,867	26,766	162,729	158,711	321,440
Bauchi	18,876	19,582	16,098	17,277	14,254	15,513	11,374	13,019	9,226	10,147	5,508	6,475	75,336	82,013	157,349
Bayelsa	7,952	7,578	7,164	7,081	6,884	7,046	6,464	6,516	4,845	4,980	849	912	34,158	34,113	68,271
Benue	20,883	19,769	18,295	17,464	17,433	16,329	15,535	14,601	13,468	12,085	11,137	8,972	96,751	89,220	185,971
Borno	8,201	8,189	6,759	6,793	5,894	6,136	5,146	5,584	4,425	4,549	3,054	3,076	33,479	34,327	67,806
Cross River	15,473	7,800	16,840	7,991	16,615	7,272	15,334	7,768	15,436	6,750	14,594	7,419	94,292	45,000	139,292
Delta	10,917	11,037	11,039	11,442	10,890	11,466	9,819	10,222	8,722	9,227	4,148	4,605	55,535	57,999	113,534
Ebonyi	7,034	7,665	6,629	6,902	6,146	6,515	5,717	6,219	5,252	5,705	4,834	5,046	35,612	38,052	73,664
Edo	15,206	16,000	13,168	13,669	15,140	14,962	13,386	13,877	14,188	14,299	13,224	13,770	84,312	86,577	170,889
Ekiti	1,556	1,603	1,541	1,605	1,554	1,528	1,284	1,322	1,047	1,120	318	340	7,300	7,518	14,818
Enugu	28,263	29,409	26,689	28,121	26,297	27,032	25,707	26,725	23,905	24,555	19,554	20,706	150,415	156,548	306,963
FCT	3,192	3,217	3,027	3,020	3,073	3,187	3,001	2,998	2,594	2,496	994	1,004	15,881	15,922	31,803
Gombe	8,448	8,010	7,816	7,446	7,254	6,904	6,176	5,829	5,387	4,941	3,127	2,863	38,208	35,993	74,201
Imo	25,360	51,351	17,641	35,665	16,901	33,936	16,261	32,611	13,763	27,740	15,167	30,600	105,093	211,903	316,996
Jigawa	6,928	6,663	5,486	5,531	4,521	4,898	3,393	3,523	2,574	2,548	1,107	1,364	24,009	24,527	48,536
Kaduna	21,274	19,814	18,226	17,641	17,397	16,708	15,323	14,895	12,315	11,823	4,070	3,553	88,605	84,434	173,039
Kano	21,077	22,693	17,920	19,185	16,333	16,915	14,671	15,161	11,190	11,352	4,942	5,452	86,133	90,758	176,891
Katsina	11,365	10,231	9,668	8,984	8,920	8,381	7,709	7,337	6,331	5,609	3,146	2,869	47,139	43,411	90,550
Kebbi	5,731	5,436	5,095	4,617	4,786	4,525	4,228	3,867	3,617	3,247	1,719	1,523	25,176	23,215	48,391
Kogi	5,959	5,913	7,247	7,288	8,123	8,060	7,524	7,528	5,207	5,274	3,299	3,419	37,359	37,482	74,841
Kwara	14,166	14,009	10,545	10,435	6,064	6,031	4,082	4,049	3,652	3,627	2,039	2,015	40,548	40,166	80,714
Lagos	50,163	50,472	47,376	48,015	45,384	45,794	42,547	42,628	35,245	35,626	18,219	18,260	238,934	240,795	479,729
Nasarawa	4,755	4,735	17,605	17,508	16,209	16,147	15,224	14,742	13,736	13,068	10,888	10,197	78,417	76,397	154,814
Niger	17,725	16,237	14,991	14,294	14,384	13,328	13,042	12,213	11,046	9,905	6,054	5,396	77,242	71,373	148,615
Ogun	36,753	37,034	37,348	37,993	38,566	39,194	39,239	40,303	40,258	41,641	43,920	46,311	236,084	242,476	478,560
Ondo	7,724	9,633	9,183	7,555	7,201	9,165	8,769	6,917	6,424	8,250	7,191	5,473	46,492	46,993	93,485
Osun	223	197	136	137	118	136	133	139	91	104	16	24	717	737	1,454
Oyo	29,335	29,109	27,218	27,553	26,231	26,647	23,578	23,785	20,934	20,997	6,787	6,689	134,083	134,780	268,863
Plateau	4,010	3,929	3,761	3,772	3,455	3,498	3,154	3,158	2,421	2,354	598	705	17,399	17,416	34,815
Rivers	1,545	1,492	1,290	1,362	1,311	1,287	1,185	1,176	985	1,077	322	348	6,638	6,742	13,380
Sokoto	4,657	4,241	3,922	3,626	3,756	3,423	3,036	2,840	2,271	2,000	961	798	18,603	16,928	35,531
Taraba	14,570	13,765	14,083	13,518	13,794	13,060	12,606	11,742	10,646	10,283	7,308	6,630	73,007	68,998	142,005
Yobe	4,458	4,403	3,815	3,759	3,488	3,373	3,005	3,031	2,748	2,619	2,165	1,986	19,679	19,171	38,850
Zamfara	4,755	4,209	3,931	3,207	3,667	3,076	3,110	2,727	2,671	2,285	1,223	1,158	19,357	16,662	36,019
National	529,949	550,564	520,126	521,433	485,396	495,166	442,785	453,793	398,536	406,838	281,793	289,327	2,658,585	2,717,121	5,375,706

Note: *Data from 2018/2019

Table 2.13: Enrolment in Public and Private Primary Schools by State, Class and Gender 2019/2020

STATE	Primary 1		Primary 2		Primary 3		Primary 4		Primary 5		Primary 6		Total		
	Male	Female	Male	Female	Male	Female	Male	Female	Male	Female	Male	Female	Male	Female	M+F
Abia	31,348	30,310	27,512	26,642	24,642	24,851	24,359	24,428	24,349	24,670	23,153	23,196	155,363	154,097	309,460
Adamawa	71,779	67,812	77,383	73,442	72,256	67,378	67,303	63,101	61,732	57,879	55,965	51,777	406,418	381,389	787,807
Akwa Ibom	152,811	163,301	166,455	166,080	153,502	161,827	177,928	162,735	142,863	151,611	117,413	127,645	910,972	933,199	1,844,171
Anambra	46,111	45,371	45,296	43,119	46,526	44,752	46,174	44,135	45,472	43,550	48,152	45,947	277,731	266,874	544,605
Bauchi	137,403	125,859	125,701	115,258	118,233	109,586	101,709	93,203	85,769	78,346	72,693	65,283	641,508	587,535	1,229,043
Bayelsa	16,528	15,826	15,668	14,812	15,151	14,525	14,876	14,645	12,647	12,687	7,885	7,617	82,755	80,112	162,867
Benue	88,833	83,473	75,498	71,295	70,604	66,194	63,152	58,526	55,221	49,170	45,632	37,665	398,940	366,323	765,263
*Borno	60,549	58,206	53,488	52,570	53,705	53,147	49,502	48,827	44,096	42,852	38,424	38,113	299,764	293,715	593,479
Cross River	33,262	16,851	35,374	17,100	35,169	15,441	33,013	16,900	33,515	14,184	30,616	15,543	200,949	96,019	296,968
Delta	36,695	35,969	38,078	38,005	39,832	39,668	38,720	38,730	37,737	37,567	32,225	32,205	223,287	222,144	445,431
Ebonyi	28,280	28,964	27,915	28,252	28,008	28,125	27,572	28,245	27,654	28,029	27,431	27,697	166,860	169,312	336,172
Edo	25,206	32,943	29,415	29,259	34,025	32,809	33,193	32,284	34,336	33,607	33,428	32,630	189,603	193,532	383,135
Ekiti	10,363	9,763	10,995	10,961	28,039	32,558	20,236	20,966	28,934	42,903	18,822	17,669	117,389	134,820	252,209
Enugu	43,574	44,571	40,983	41,972	40,901	41,532	40,880	41,234	38,935	39,001	34,539	35,197	239,812	243,507	483,319
FCT	19,942	19,185	22,316	21,979	23,507	23,602	23,836	23,299	22,740	22,191	19,568	19,062	131,909	129,318	261,227
Gombe	81,312	72,487	62,271	53,820	55,508	47,909	48,678	42,822	43,527	37,524	35,040	29,620	326,336	284,182	610,518
Imo	81,614	108,083	72,066	91,935	72,542	91,360	69,926	86,404	70,027	83,069	66,726	83,698	432,901	544,549	977,450
Jigawa	106,544	105,453	97,048	100,527	88,344	90,501	76,885	74,145	69,062	65,289	60,943	56,198	498,826	492,113	990,939
Kaduna	279,408	247,225	212,357	199,942	193,710	185,641	160,702	151,851	136,983	128,720	103,516	96,297	1,086,676	1,009,676	2,096,352
Kano	380,540	419,515	334,236	383,398	307,484	347,739	272,875	287,304	238,386	245,057	200,050	206,633	1,733,571	1,889,646	3,623,217
Katsina	220,029	229,947	204,142	223,500	188,032	186,564	172,332	158,227	154,545	137,238	141,290	122,059	1,080,370	1,057,535	2,137,905
Kebbi	78,730	51,021	75,250	48,614	70,141	45,174	57,235	36,948	45,698	30,221	38,979	24,964	366,033	236,942	602,975
Kogi	34,206	34,250	32,286	33,056	32,590	32,239	30,321	30,997	26,927	27,288	23,992	23,445	180,322	181,275	361,597
Kwara	43,840	41,239	45,109	42,155	16,011	15,140	9,055	8,610	15,483	14,491	9,921	9,258	139,419	130,893	270,312
Lagos	72,549	72,418	73,408	73,920	75,448	76,357	77,024	77,762	74,590	76,307	58,953	60,561	431,972	437,325	869,297
Nasarawa	37,540	32,096	47,386	43,252	44,969	40,920	41,136	37,534	38,010	33,544	33,033	28,583	242,074	215,929	458,003
Niger	124,051	97,482	98,104	77,456	85,289	67,410	73,025	58,936	64,377	51,397	49,558	39,725	494,404	392,406	886,810
Ogun	71,643	69,624	68,727	67,719	69,584	68,555	70,964	69,900	70,775	70,723	74,197	75,370	425,890	421,891	847,781
Ondo	71,674	76,378	75,288	74,887	75,869	77,368	77,112	75,920	75,534	76,364	75,327	75,402	450,804	456,319	907,123
Osun	21,695	21,459	19,362	19,206	19,407	19,205	19,482	19,511	14,981	15,123	14,618	14,902	109,545	109,406	218,951
Oyo	162,205	171,413	167,988	175,883	163,405	171,566	158,809	167,606	151,356	163,135	146,401	151,679	950,164	1,001,282	1,951,446
Plateau	40,749	40,032	40,129	39,328	35,207	34,813	31,979	31,545	27,424	27,603	25,375	25,305	200,863	198,626	399,489
Rivers	21,024	21,448	20,254	20,243	21,185	21,180	21,158	21,417	20,122	20,609	17,138	17,218	120,881	122,115	242,996
Sokoto	119,578	97,295	108,958	85,408	99,647	77,712	79,449	60,271	65,399	46,257	51,123	34,823	524,154	401,766	925,920
Taraba	86,330	74,156	80,966	71,403	75,702	67,384	67,028	59,484	59,768	53,117	50,813	44,771	420,607	370,315	790,922
Yobe	70,036	62,617	61,215	55,065	57,215	51,002	51,145	45,861	44,863	40,750	37,095	32,599	321,569	287,894	609,463
Zamfara	94,671	62,348	79,147	50,031	72,978	45,041	57,450	35,251	43,505	27,373	35,648	22,019	383,399	242,063	625,462
National	3,102,652	2,986,390	2,867,774	2,781,494	2,704,367	2,616,775	2,486,223	2,349,564	2,247,342	2,149,446	1,955,682	1,852,375	15,364,040	14,736,044	30,100,084

Note: *Data from 2018/2019

2.4 Teachers

Table 2.14: National Summary on Public and Private qualified Primary School Teachers by Gender: 2015/2016-2019/2020

Year	All Teachers			Qualified Teachers		
	Male	Female	M+F	Male	Female	M+F
2015/2016	238431	214817	453248	165093	189163	354256
2016/2017	247472	232640	472077	162380	183421	345801
2017/2018	422223	491356	913579	269151	298882	568033
2018/2019	369734	487148	856882	298972	423828	722800
2019/2020	348037	475544	823581	259629	394739	654368

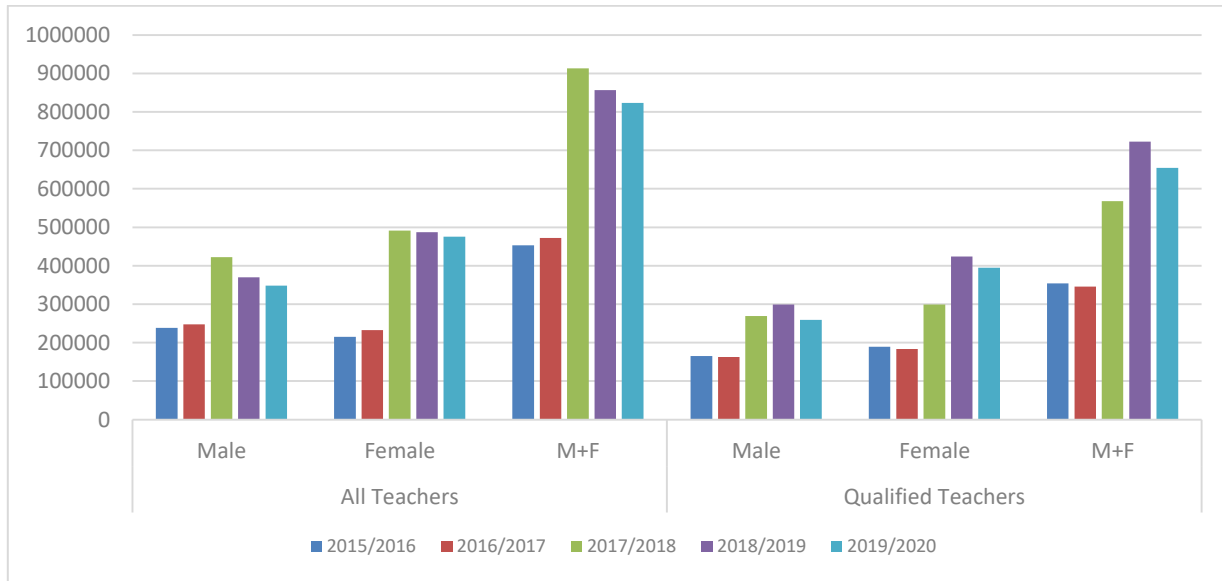


Figure 2. 4: National Summary of Primary School Teachers and Qualified Teachers by Gender: 2015/2016-2019/2020

2.4.2 State Level Teacher Qualifications

Table 2. 15: Teachers in Public and Private Primary Schools by State and Gender 2019/2020

State	Public Teachers			Private Teachers			Total		
	Male	Female	Total	Male	Female	Total	Male	Female	Total
Abia	850	6,585	7,435	719	6,070	6,789	1,569	12,655	14,224
Adamawa	9,846	12,156	22,002	3,437	5,800	9,237	13,283	17,956	31,239
Akwa Ibom	2,848	8,385	11,233	3,289	5,405	8,694	6,137	13,790	19,927
Anambra	583	9,030	9,613	1,272	15,485	16,757	1,855	24,515	26,370
Bauchi	10,150	4,933	15,083	2,030	758	2,788	12,180	5,691	17,871
Bayelsa	1,601	1,972	3,573	1,432	3,016	4,448	3,033	4,988	8,021
Benue	8,476	6,448	14,924	4,132	3,510	7,642	12,608	9,958	22,566
*Borno	1,290	719	2,009			-	1,290	719	2,009
Cross River	1,286	8,923	10,209	4,692	4,772	9,464	5,978	13,695	19,673
Delta	2,722	8,817	11,539	2,162	5,578	7,740	4,884	14,395	19,279
Ebonyi	3,103	4,826	7,929	572	500	1,072	3,675	5,326	9,001
Edo	1,546	6,732	8,278	2,070	4,837	6,907	3,616	11,569	15,185
Ekiti	1,084	4,863	5,947	664	1,703	2,367	1,748	6,566	8,314
Enugu	1,166	8,456	9,622	2,450	12,260	14,710	3,616	20,716	24,332
FCT	5,954	6,350	12,304	490	694	1,184	6,444	7,044	13,488
Gombe	7,610	5,349	12,959	1,892	1,602	3,494	9,502	6,951	16,453
Imo	240	10,208	10,448	1,688	9,765	11,453	1,928	19,973	21,901
Jigawa	9,944	1,701	11,645	9,944	1,701	11,645	19,888	3,402	23,290
Kaduna	17,162	19,611	36,773	13,903	17,823	31,726	31,065	37,434	68,499
Kano	31,466	12,337	43,803	3,111	3,119	6,230	34,577	15,456	50,033
Katsina	18,060	6,134	24,194	2,696	1,855	4,551	20,756	7,989	28,745
Kebbi	10,967	3,653	14,620	749	492	1,241	11,716	4,145	15,861
Kogi	11,880	14,275	26,155	2,536	3,572	6,108	14,416	17,847	32,263
Kwara	4,415	6,778	11,193	4,776	10,032	14,808	9,191	16,810	26,001
Lagos	2,291	6,807	9,098	13,015	38,103	51,118	15,306	44,910	60,216
Nasarawa	6,295	4,989	11,284	4,452	3,978	8,430	10,747	8,967	19,714
Niger	7,737	2,568	10,305	2,934	3,680	6,614	10,671	6,248	16,919
Ogun	3,243	10,149	13,392	10,576	37,589	48,165	13,819	47,738	61,557
Ondo	2,180	4,958	7,138	4,288	5,641	9,929	6,468	10,599	17,067
Osun	1,917	5,108	7,025	192	222	414	2,109	5,330	7,439
Oyo	4,285	12,772	17,057	805	1,212	2,017	5,090	13,984	19,074
Plateau	4,507	4,956	9,463	805	1,212	2,017	5,312	6,168	11,480
Rivers	1,642	3,761	5,403	5,863	13,393	19,256	7,505	17,154	24,659
Sokoto	11,202	2,983	14,185	960	900	1,860	12,162	3,883	16,045
Taraba	9,282	4,975	14,257	2,931	2,079	5,010	12,213	7,054	19,267
Yobe	3,591	1,653	5,244	114	56	170	3,705	1,709	5,414
Zamfara	7,522	1,789	9,311	453	421	874	7,975	2,210	10,185
National	229,943	246,709	476,652	118,094	228,835	346,929	348,037	475,544	823,581

Table 2. 16: Teachers in Public Primary Schools by State and Gender 2019/2020

State	Teachers			Qualified Teachers		
	Male	Female	Total	Male	Female	Total
Abia	850	6585	7435	828	6530	7358
Adamawa	9846	12156	22002	2616	8701	11317
Akwa Ibom	2848	8385	11233	2848	8385	11233
Anambra	583	9030	9613	554	8707	9261
Bauchi	10150	4933	15083	8685	4658	13343
Bayelsa	1601	1972	3573	1431	1868	3299
Benue	8476	6448	14924	7532	5954	13486
*Borno	1290	719	2009	1126	656	1782
Cross River	1286	8923	10209	1274	8865	10139
Delta	2722	8817	11539	2228	7493	9721
Ebonyi	3103	4826	7929	2797	4397	7194
Edo	1546	6732	8278	1486	6648	8134
Ekiti	1084	4863	5947	1057	4841	5898
Enugu	1166	8456	9622	1150	8291	9441
FCT	5954	6350	12304	5510	5941	11451
Gombe	7610	5349	12959	4665	4111	8776
Imo	240	10208	10448	240	10208	10448
Jigawa	9944	1701	11645	5811	975	6786
Kaduna	17162	19611	36773	15293	18660	33953
Kano	31466	12337	43803	24432	9201	33633
Katsina	18,060	6,134	24194	14,244	5,386	19630
Kebbi	10967	3653	14620	6654	2629	9283
Kogi	11,880	14,275	26155	6,487	7,842	14329
Kwara	4415	6778	11193	70	467	537
Lagos	2291	6807	9098	2099	6450	8549
Nasarawa	6295	4989	11284	4822	3430	8252
Niger	7737	2568	10305	6498	2335	8833
Ogun	3243	10149	13392	3218	10126	13344
Ondo	2180	4958	7138	2180	4958	7138
Osun	1917	5108	7025	432	686	1118
Oyo	4285	12772	17057	4285	12772	17057
Plateau	4507	4956	9463	4038	3670	7708
Rivers	1642	3761	5403	1474	3444	4918
Sokoto	11202	2983	14185	6760	2165	8925
Taraba	9282	4975	14257	7973	4449	12422
Yobe	3591	1653	5244	2442	1228	3670
Zamfara	7522	1789	9311	4468	1371	5839
National	229943	246709	476652	169707	208498	378205

*Data from 2018/2019

Table 2. 17: Teachers in Private Primary Schools by State and Gender 2019/2020

State	Teachers			Qualified Teachers		
	Male	Female	Total	Male	Female	Total
Abia	719	6070	6789	477	3838	4315
Adamawa	3437	5800	9237	1682	4334	6016
Akwa Ibom	3289	5405	8694	3289	5405	8694
Anambra	1272	15485	16757	940	12591	13531
Bauchi	2030	758	2788	1848	638	2486
Bayelsa	1432	3016	4448	481	876	1357
Benue	4132	3510	7642	3224	2877	6101
Borno			0			0
Cross River	4692	4772	9464	3103	3158	6261
Delta	2162	5578	7740	1674	4317	5991
Ebonyi	572	500	1072	478	490	968
Edo	2070	4837	6907	2070	4837	6907
Ekiti	664	1703	2367	276	770	1046
Enugu	2450	12260	14710	1950	10260	12210
FCT	490	694	1184	319	448	767
Gombe	1892	1602	3494	1475	1249	2724
Imo	1688	9765	11453	1688	9765	11453
Jigawa	9944	1701	11645	5811	975	6786
Kaduna	13903	17823	31726	11969	14608	26577
Kano	3111	3119	6230	2067	2168	4235
Katsina	2,696	1,855	4551	1,794	1,264	3058
Kebbi	749	492	1241	437	296	733
Kogi	2,536	3,572	6108	1,551	2,684	4235
Kwara	4776	10032	14808	4072	7934	12006
Lagos	13015	38103	51118	12589	36155	48744
Nasarawa	4452	3978	8430	4441	3950	8391
Niger	2934	3680	6614	2200	2606	4806
Ogun	10576	37589	48165	6897	30489	37386
Ondo	4288	5641	9929	4288	5641	9929
Osun	192	222	414	171	194	365
Oyo	805	1212	2017	625	1002	1627
Plateau	805	1212	2017	625	1002	1627
Rivers	5863	13393	19256	3281	7656	10937
Sokoto	960	900	1860	122	229	351
Taraba	2931	2079	5010	1721	1250	2971
Yobe	114	56	170	68	66	134
Zamfara	453	421	874	219	219	438
National	118094	228835	346929	89922	186241	276163

Table 2. 18: Teachers in Public and Private Primary Schools by State and Gender 2019/2020

State	Teachers			Qualified Teachers		
	Male	Female	Total	Male	Female	Total
Abia	1569	12655	14224	1305	10368	11673
Adamawa	13283	17956	31239	4298	13035	17333
Akwa Ibom	6137	13790	19927	6137	13790	19927
Anambra	1855	24515	26370	1494	21298	22792
Bauchi	12180	5691	17871	10533	5296	15829
Bayelsa	3033	4988	8021	1912	2744	4656
Benue	12608	9958	22566	10756	8831	19587
*Borno	1290	719	2009	1126	656	1782
Cross River	5978	13695	19673	4377	12023	16400
Delta	4884	14395	19279	3902	11810	15712
Ebonyi	3675	5326	9001	3275	4887	8162
Edo	3616	11569	15185	3556	11485	15041
Ekiti	1748	6566	8314	1333	5611	6944
Enugu	3616	20716	24332	3100	18551	21651
FCT	6444	7044	13488	5829	6389	12218
Gombe	9502	6951	16453	6140	5360	11500
Imo	1928	19973	21901	1928	19973	21901
Jigawa	19888	3402	23290	11622	1950	13572
Kaduna	31065	37434	68499	27262	33268	60530
Kano	34577	15456	50033	26499	11369	37868
Katsina	20756	7989	28745	16038	6650	22688
Kebbi	11716	4145	15861	7091	2925	10016
Kogi	14416	17847	32263	8038	10526	18564
Kwara	9191	16810	26001	4142	8401	12543
Lagos	15306	44910	60216	14688	42605	57293
Nasarawa	10747	8967	19714	9263	7380	16643
Niger	10671	6248	16919	8698	4941	13639
Ogun	13819	47738	61557	10115	40615	50730
Ondo	6468	10599	17067	6468	10599	17067
Osun	2109	5330	7439	603	880	1483
Oyo	5090	13984	19074	4910	13774	18684
Plateau	5312	6168	11480	4663	4672	9335
Rivers	7505	17154	24659	4755	11100	15855
Sokoto	12162	3883	16045	6882	2394	9276
Taraba	12213	7054	19267	9694	5699	15393
Yobe	3705	1709	5414	2510	1294	3804
Zamfara	7975	2210	10185	4687	1590	6277
National	348037	475544	823581	259629	394739	654368

*Data from 2018/2019

Table 2. 19: Number and Condition of Classrooms by State in Public and Private Primary

State	Public			Private			Both		
	Number of Good Classrooms	Number of Bad Classroom	Total	Number of Good Classrooms	Number of Bad Classroom	Total	Number of Good Classrooms	Number of Bad Classroom	Total
Abia	2,708	3,119	5,827	5,193	789	5,982	7,901	3,908	11,809
Adamawa	6,879	3,844	10,723	3,400	1,107	4,507	10,279	4,951	15,230
Akwa Ibom	8,826	8,199	17,025	9,409	2,113	11,522	18,235	10,312	28,547
Anambra	6,734	846	7,580	13,670	336	14,006	20,404	1,182	21,586
Bauchi	11,434	3,350	14,784	845	422	1,267	12,279	3,772	16,051
Bayelsa	2,877	778	3,655	700	3,249	3,949	3,577	4,027	7,604
Benue	8,877	4,480	13,357	4,894	1,474	6,368	13,771	5,954	19,725
*Borno	4,178	1,501	5,679			-	4,178	1,501	5,679
Cross River	6,507	1,015	7,522	5,577	-	5,577	12,084	1,015	13,099
Delta	6,403	4,061	10,464	7,550	277	7,827	13,953	4,338	18,291
Ebonyi	4,276	3,998	8,274	8,701	57	8,758	12,977	4,055	17,032
Edo	6,003	2,766	8,769	1,818	79	1,897	7,821	2,845	10,666
Ekiti	3,237	2,766	6,003	947	83	1,030	4,184	2,849	7,033
Enugu	6,660	2,543	9,203	9,915	112	10,027	16,575	2,655	19,230
FCT	5,443	4,520	9,963	4,600	161	4,761	10,043	4,681	14,724
Gombe	4,924	1,772	6,696	2,012	59	2,071	6,936	1,831	8,767
Imo	6,612	1,560	8,172	2,252	315	2,567	8,864	1,875	10,739
Jigawa	1,199	9,963	11,162			-	1,199	9,963	11,162
Kaduna	20,267	8,239	28,506	34,098	1,132	35,230	54,365	9,371	63,736
Kano	35,770	294	36,064	1,736	31	1,767	37,506	325	37,831
Katsina	15,201	473	15,674	5,317	161	5,478	20,518	634	21,152
Kebbi	2,794	4,367	7,161			-	2,794	4,367	7,161
Kogi	7,514	1,754	9,268	249	4	253	7,763	1,758	9,521
Kwara	8,325	595	8,920	1,997	228	2,225	10,322	823	11,145
Lagos	1,837	39	1,876	25,600	274	25,874	27,437	313	27,750
Nasarawa	3,173	4,283	7,456	7,541	536	8,077	10,714	4,819	15,533
Niger	5,108	7,799	12,907	4,652	507	5,159	9,760	8,306	18,066
Ogun	8,406	5,702	14,108	4,489	3,429	7,918	12,895	9,131	22,026
Ondo	10,539	7,802	18,341	11,776	2,299	14,075	22,315	10,101	32,416
Osun	5,019	4,564	9,618				5,019	4,564	9,618
Oyo	4,795	9,891	14,686			-	4,795	9,891	14,686
Plateau	6,440	4,887	11,327	1,323	60	1,383	7,763	4,947	12,710
Rivers	4,911	2,931	7,842	19,547	254	19,801	24,458	3,185	27,643
Sokoto	2,088	391	2,479	967	15	982	3,055	406	3,461
Taraba	8,813	658	9,471	4,333	91	4,424	13,146	749	13,895
Yobe	4,142	762	4,904	1,007	102	1,109	5,149	864	6,013
Zamfara	1,599	4,862	6,461	763	-	763	2,362	4,862	7,224
National	260,518	131,374	391,927	206,878	19,756	226,634	467,396	151,130	618,561

*Data from 2018/2019

Table 2. 20: Number n of Toilets by State in Public and Private Primary

State	Pupils			Teachers		
	Male	Female	Total	Male	Female	Total
Abia	1,757	1,493	3,250	541	1,039	1,580
Adamawa	-	-	-	-	-	-
Akwa-Ibom	1,746	1,799	3,545	1,194	1,306	2,500
Anambra	4,454	853	5,307	337	502	839
Bauchi	-	-	-	21,844	1,190	23,034
Bayelsa	279	283	562	172	184	356
Benue	8,520	7,160	15,680	8,514	7,154	15,668
Borno	-	-	-	-	-	-
Cross River	1,900	1,891	3,791	1,736	1,880	3,616
Delta	-	-	-	-	-	-
Ebonyi	653	662	1,315	338	341	679
Edo	2,588	2,588	5,176	2,145	2,168	4,313
Ekiti	128	1,484	1,612	1,082	896	1,978
Enugu	-	-	-	-	-	-
FCT	-	-	-	-	-	-
Gombe	1,437	1,126	2,563	1,280	961	2,241
Imo	2,764	3,744	6,508	944	1,451	2,395
Jigawa	1,905	2,851	4,756	1,924	-	1,924
Kaduna	31,312	31,878	63,190	14,102	13,096	27,198
Kano	1,263	1,201	2,464	788	345	1,133
Katsina	7,221	7,240	14,461	3,734	1,834	5,568
Kebbi	937	988	1,925	822	504	1,326
Kogi	1,361	704	2,065	40	42	82
Kwara	533	852	1,385	533	799	1,332
Lagos	2,947	3,142	6,089	1,245	1,544	2,789
Nassarawa	2,747	2,654	5,401	1,055	1,225	2,280
Niger	737	658	1,395	450	364	814
Ogun	8,906	8,253	17,159	4,874	6,235	11,109
Ondo	1,777	1,780	3,557	1,499	1,511	3,010
Osun	-	-	-	-	-	-
Oyo	2,283	2,144	4,427	459	487	946
Plateau	-	-	-	-	-	-
Rivers	478	804	1,282	962	962	1,924
Sokoto	3,102	2,516	5,618	2,418	172	2,590
Taraba	9,732	4,552	14,284	483	447	930
Yobe	910	887	1,797	1,412	546	1,958
Zamfara	4,365	2,863	7,228	4,365	2,863	7,228
National	108,742	99,050	207,792	81,292	52,048	133,340

CHAPTER THREE

JUNIOR SECONDARY SCHOOL

3.0 Introduction:

3.1 Number of Junior Secondary Schools

Table 3. 1: Number of Public and Private JSS: 2015/2016 – 2019/2020

Year	Public	Private	Total
2015/2016	12520	20313	32833
2016/2017	13157	19256	32413
2017/2018	13029	17988	31017
2018/2019	14091	20607	34698
2019/2020	14129	17403	31532

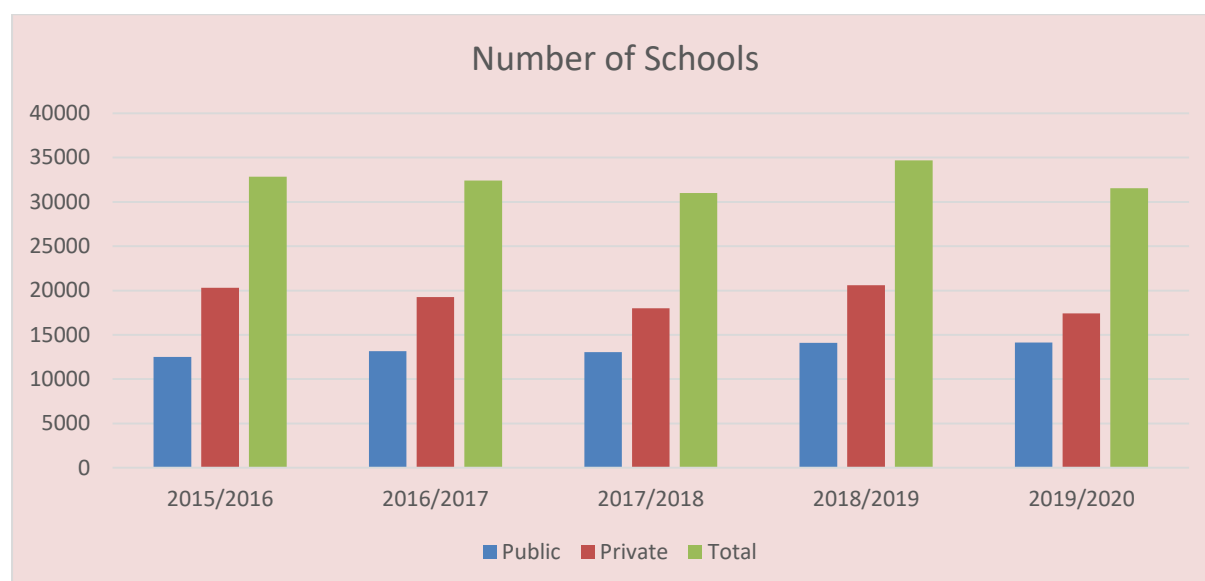


Figure 3. 1: Public and Private JSS: 2015/2016 – 2019/2020

3.1.2 Number of Public and Private Junior Secondary Schools by State and Location: 2019/2020

Table 3. 2: Number of Public and Private Junior Secondary Schools by State and Location: 2019/2020

STATES	PUBLIC			PRIVATE			TOTAL		
	RURAL	URBAN	TOTAL	RURAL	URBAN	TOTAL	RURAL	URBAN	TOTAL
Abia	210	47	257	344	193	537	554	240	794
Adamawa	423	105	528	131	262	393	554	367	921
Akwa Ibom	186	77	263	215	159	374	401	236	637
Anambra	173	89	262	288	413	701	461	502	963
Bauchi	643	110	753	95	190	285	738	300	1038
Bayelsa	180	31	211	60	255	315	240	286	526
Benue	568	157	725	505	458	963	1073	615	1688
Borno	0	0	0	0	0	0	0	0	0
Cross River	234	62	296	253	151	404	487	213	700
Delta	363	103	466	423	306	729	786	409	1195
Ebonyi	190	37	227	258	76	334	448	113	561
Edo	245	67	312	363	440	803	608	507	1115
Ekiti	104	95	199	31	152	183	135	247	382
Enugu	297	39	336	482	202	684	779	241	1020
FCT	112	64	176	47	126	173	159	190	349
Gombe	288	65	353	95	172	267	383	237	620
Imo	195	105	300	332	76	408	527	181	708
Jigawa	412	159	571	4	51	55	416	210	626
Kaduna	330	99	429	212	507	719	542	606	1148
Kano	971	388	1359	213	1127	1340	1184	1515	2699
Katsina	248	80	328	113	198	311	361	278	639
Kebbi	186	70	256	2	13	15	188	83	271
Kogi	422	110	532	192	190	382	614	300	914
Kwara	269	209	478	94	282	376	363	491	854
Lagos	66	285	351	300	333	633	366	618	984
Nasarawa	306	90	396	233	408	641	539	498	1037
Niger	338	104	442	162	318	480	500	422	922
Ogun	207	304	511	730	900	1630	937	1204	2141
Ondo	186	135	321	241	226	467	427	361	788
Osun	181	213	394	48	97	145	229	310	539
Oyo	221	351	572	114	429	543	335	780	1115
Plateau	267	61	328	299	125	424	566	186	752
Rivers	248	74	322	215	748	963	463	822	1285
Sokoto	177	108	285	0	100	100	177	208	385
Taraba	193	74	267	226	177	403	419	251	670
Yobe	100	47	147	70	24	94	170	71	241
Zamfara	111	65	176	8	121	129	119	186	305
Total	9850	4279	14129	7398	10005	17403	17248	14284	31532

3.2 Enrolment in Public and Private JSS by Gender:

3.2.1 National Summary of Public and Private Junior Secondary Schools Enrolment

Table 3. 3: Summary of Enrolment in Public and Private Junior Secondary Schools by Gender: 2015/2016-2019/2020

Year	Public			Private			Total		
	M	F	T	M	F	T	M	F	T
2015/2016	2567056	2220261	4787317	526490	525180	1051670	3093546	2745441	5838987
2016/2017	2701572	2352307	5053879	660772	679679	1340451	3362344	3031986	6394330
2017/2018	2713663	2475430	5189093	822972	829888	1652860	3536635	3305318	6841953
2018/2019	2826836	2696946	5523782	903277	917603	1820880	3730113	3614549	7344662
2019/2020	2876842	2661828	5538670	923436	960842	1884278	3800278	3622670	7422948

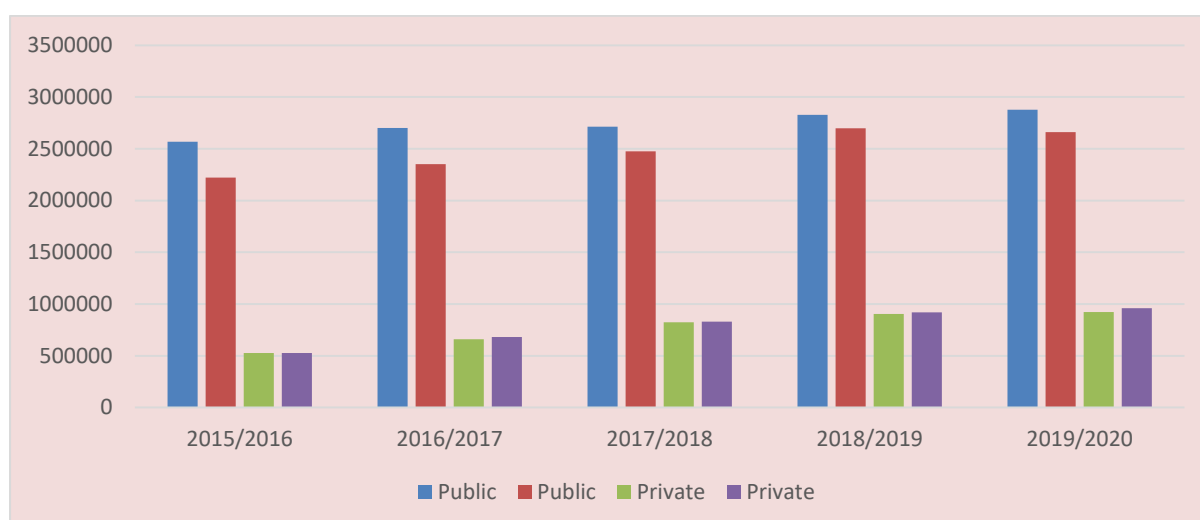


Figure 3. 2: Enrolment Trend in Public and Private Junior Secondary Schools by Gender: 2015/2016 - 2019/2020

3.1.2 Enrolment in Public and Private Junior Secondary Schools by Location (Rural/Urban) and Gender: 2019/2020

Table 3. 4: Enrolment in Public and Private Junior Secondary Schools by Location (Rural/Urban) and Gender: 2019/2020

Sector	URBAN			RURAL		
	Male	Female	Total	Male	Female	Total
Public	1419862	1413008	2832870	1456980	1248820	2705800
Private	489462	514649	1004111	433974	446193	880167
Total	1909324	1927657	3836981	1890954	1695013	3585967

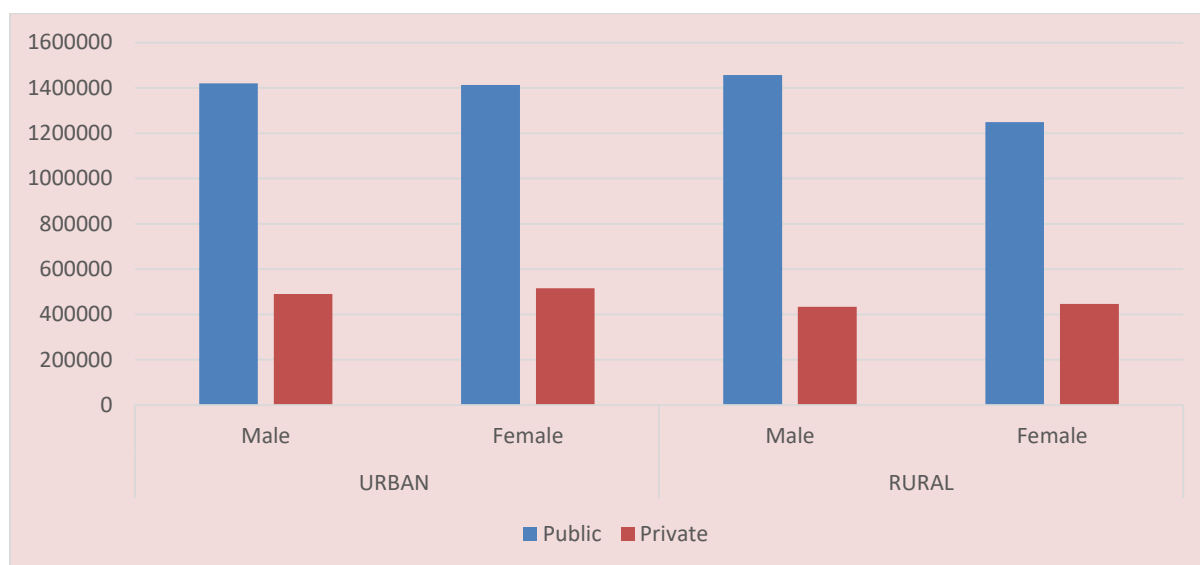


Figure 3. 3: JSS Enrolment in Public and Private Schools by Location (Rural/Urban) and Gender: 2019/2020

3.2.3 Enrolment in Junior Secondary Schools by State, Location (Rural/Urban) and Gender, 2019/2020

Table 3. 5: Enrolment in Public Junior Secondary Schools by State, Location (Rural/Urban) and Gender: 2019/2020

STATE	URBAN			RURAL			BOTH		
	Male	Female	Total	Male	Female	Total	Male	Female	Total
Abia	4519	9339	13858	10823	11219	22042	15342	20558	35900
Adamawa	23241	22591	45832	43812	36687	80499	67053	59278	126331
Akwa Ibom	50647	61949	112596	64164	69836	134000	114811	131785	246596
Anambra	20928	24190	45118	22267	22281	44548	43195	46471	89666
Bauchi	35465	32891	68356	72534	52875	125409	107999	85766	193765
Bayelsa	3788	3822	7610	18667	17355	36022	22455	21177	43632
Benue	10637	10375	21012	30079	25725	55804	40716	36100	76816
Borno	0	0	0	0	0	0	0	0	0
Cross River	9054	9468	18522	38626	40655	79281	47680	50123	97803
Delta	30174	31855	62029	38435	41279	79714	68609	73134	141743
Ebonyi	17127	19160	36287	15828	17299	33127	32955	36459	69414
Edo	28377	27440	55817	33460	32,630	66090	61837	60070	121907
Ekiti	17710	18688	36398	9811	9344	19155	27521	28032	55553
Enugu	12615	16138	28753	23309	26978	50287	35924	43116	79040
FCT	32799	38202	71001	35436	37543	72979	68235	75745	143980
Gombe	29980	23332	53312	24758	19630	44388	54738	42962	97700
Imo	72751	75992	148743	116161	118714	234875	188912	194706	383618
Jigawa	47059	37982	85041	46941	39030	85971	94000	77012	171012
Kaduna	59850	72920	132770	79020	56866	135886	138870	129786	268656
Kano	119198	115711	234909	130990	118519	249509	250188	234230	484418
Katsina	75631	59508	135139	105119	80986	186105	180750	140494	321244
Kebbi	44603	29145	73748	44064	25368	69432	88667	54513	143180
Kogi	7751	7756	15507	18482	16915	35397	26233	24671	50904
Kwara	29976	30535	60511	24782	24134	48916	54758	54669	109427
Lagos	151695	158836	310531	32635	31551	64186	184330	190387	374717
Nasarawa	15379	13876	29255	27336	20363	47699	42715	34239	76954
Niger	48217	45984	94201	64916	37580	102496	113133	83564	196697
Ogun	96324	93600	189924	39233	36175	75408	135557	129775	265332
Ondo	38036	40149	78185	25397	24083	49480	63433	64232	127665
Osun	33192	34011	67203	12604	12448	25052	45796	46459	92255
Oyo	89068	93700	182768	32093	31017	63110	121161	124717	245878
Plateau	7453	7710	15163	19158	16572	35730	26611	24282	50893
Rivers	37871	44360	82231	48219	49404	97623	86090	93764	179854
Sokoto	39400	30682	70082	39343	18685	58028	78743	49367	128110
Taraba	13128	13125	26253	15285	9529	24814	28413	22654	51067
Yobe	30936	22528	53464	27269	18179	45448	58205	40707	98912
Zamfara	35283	35458	70741	25924	1366	27290	61207	36824	98031
Total	1419862	1413008	2832870	1456980	1248820	2705800	2876842	2661828	5538670

Table 3. 6: Enrolment in Private Junior Secondary Schools by State, Location (Rural/Urban) and Gender: 2019/2020

STATE	URBAN			RURAL			BOTH		
	Male	Female	Total	Male	Female	Total	Male	Female	Total
Abia	10137	10803	20940	17800	18636	36436	27937	29439	57376
Adamawa	12339	11857	24196	5786	5119	10905	18125	16976	35101
Akwa Ibom	12942	12455	25397	31355	33968	65323	44297	46423	90720
Anambra	20465	22394	42859	15011	15838	30849	35476	38232	73708
Bauchi	9920	10786	20706	6062	6549	12611	15982	17335	33317
Bayelsa	14369	15199	29568	2325	2487	4812	16694	17686	34380
Benue	12461	11933	24394	18074	16181	34255	30535	28114	58649
Borno	0	0	0	0	0	0	0	0	0
Cross River	24863	27055	51918	36000	38281	74281	60863	65336	126199
Delta	14008	15477	29485	17305	18724	36029	31313	34201	65514
Ebonyi	3288	3360	6648	13228	14578	27806	16516	17938	34454
Edo	28,420	28,319	56739	22,303	22,940	45243	50723	51259	101982
Ekiti	1203	1336	2539	399	566	965	1602	1902	3504
Enugu	9971	11716	21687	21834	24780	46614	31805	36496	68301
FCT	4007	4886	8893	1498	1512	3010	5505	6398	11903
Gombe	8534	8332	16866	3758	3479	7237	12292	11811	24103
Imo	5994	7595	13589	34554	35270	69824	40548	42865	83413
Jigawa	2059	1982	4041	86	53	139	2145	2035	4180
Kaduna	16286	15893	32179	5971	5805	11776	22257	21698	43955
Kano	28459	34717	63176	3730	4524	8254	32189	39241	71430
Katsina	18151	20129	38280	15136	11737	26873	33287	31866	65153
Kebbi	5603	5145	10748	431	363	794	6034	5508	11542
Kogi	5795	6425	12220	7449	8212	15661	13244	14637	27881
Kwara	8305	8452	16757	2832	2650	5482	11137	11102	22239
Lagos	42524	44861	87385	40498	42476	82974	83022	87337	170359
Nasarawa	13104	13139	26243	7261	6920	14181	20365	20059	40424
Niger	11823	11306	23129	5908	5444	11352	17731	16750	34481
Ogun	40294	42186	82480	36240	38849	75089	76534	81035	157569
Ondo	6062	5875	11937	9230	9520	18750	15292	15395	30687
Osun	5203	5428	10631	1756	1912	3668	6959	7340	14299
Oyo	35891	37149	73040	11016	11757	22773	46907	48906	95813
Plateau	7356	7513	14869	17772	16647	34419	25128	24160	49288
Rivers	16769	17642	34411	6836	7185	14021	23605	24827	48432
Sokoto	4510	4193	8703	445	365	810	4955	4558	9513
Taraba	13128	13125	26253	12732	11435	24167	25860	24560	50420
Yobe	9936	10528	20464	483	553	1036	10419	11081	21500
Zamfara	5283	5458	10741	870	878	1748	6153	6336	12489
Total	489462	514649	1004111	433974	446193	880167	923436	960842	1884278

Table 3. 7: Enrolment in Public and Private Junior Secondary Schools by State, Location (Rural/Urban) and Gender: 2019/2020

STATE	URBAN			RURAL			BOTH		
	Male	Female	Total	Male	Female	Total	Male	Female	Total
Abia	14656	20142	34798	28623	29855	58478	43279	49997	93276
Adamawa	35580	34448	70028	49598	41806	91404	85178	76254	161432
Akwa Ibom	63589	74404	137993	95519	103804	199323	159108	178208	337316
Anambra	41393	46584	87977	37278	38119	75397	78671	84703	163374
Bauchi	45385	43677	89062	78596	59424	138020	123981	103101	227082
Bayelsa	18157	19021	37178	20992	19842	40834	39149	38863	78012
Benue	23098	22308	45406	48153	41906	90059	71251	64214	135465
Borno	0	0	0	0	0	0	0	0	0
Cross River	33917	36523	70440	74626	78936	153562	108543	115459	224002
Delta	44182	47332	91514	55740	60003	115743	99922	107335	207257
Ebonyi	20415	22520	42935	29056	31877	60933	49471	54397	103868
Edo	56797	55759	112556	55763	55570	111333	112560	111329	223889
Ekiti	18913	20024	38937	10210	9910	20120	29123	29934	59057
Enugu	22586	27854	50440	45143	51758	96901	67729	79612	147341
FCT	36806	43088	79894	36934	39055	75989	73740	82143	155883
Gombe	38514	31664	70178	28516	23109	51625	67030	54773	121803
Imo	78745	83587	162332	150715	153984	304699	229460	237571	467031
Jigawa	49118	39964	89082	47027	39083	86110	96145	79047	175192
Kaduna	76136	88813	164949	84991	62671	147662	161127	151484	312611
Kano	147657	150428	298085	134720	123043	257763	282377	273471	555848
Katsina	93782	79637	173419	120255	92723	212978	214037	172360	386397
Kebbi	50206	34290	84496	44495	25731	70226	94701	60021	154722
Kogi	13546	14181	27727	25931	25127	51058	39477	39308	78785
Kwara	38281	38987	77268	27614	26784	54398	65895	65771	131666
Lagos	194219	203697	397916	73133	74027	147160	267352	277724	545076
Nasarawa	28483	27015	55498	34597	27283	61880	63080	54298	117378
Niger	60040	57290	117330	70824	43024	113848	130864	100314	231178
Ogun	136618	135786	272404	75473	75024	150497	212091	210810	422901
Ondo	44098	46024	90122	34627	33603	68230	78725	79627	158352
Osun	38395	39439	77834	14360	14360	28720	52755	53799	106554
Oyo	124959	130849	255808	43109	42774	85883	168068	173623	341691
Plateau	14809	15223	30032	36930	33219	70149	51739	48442	100181
Rivers	54640	62002	116642	55055	56589	111644	109695	118591	228286
Sokoto	43910	34875	78785	39788	19050	58838	83698	53925	137623
Taraba	26256	26250	52506	28017	20964	48981	54273	47214	101487
Yobe	40872	33056	73928	27752	18732	46484	68624	51788	120412
Zamfara	40566	40916	81482	26794	2244	29038	67360	43160	110520
Total	1909324	1927657	3836981	1890954	1695013	3585967	3800278	3622670	7422948

3.2.4 Enrolment in Junior Secondary Schools by State, Age and Gender: 2019/2020

Table 3. 8: Enrolment in Public Junior Secondary Schools by State, Age and Gender: 2019/2020

STATE	Below 12 years		12 Years		13 Years		14 Years		Above 14 years		TOTAL		
	Male	Female	Male	Female	Male	Female	Male	Female	Male	Female	Male	Female	Total
Abia	519	681	3785	4948	7674	10608	2660	3573	704	748	15342	20558	35900
Adamawa	1519	1246	3554	3221	7873	7043	8427	6857	45680	40911	67053	59278	126331
Akwa Ibom	0	0	39542	45314	39195	44584	36074	41887	0	0	114811	131785	246596
Anambra	5352	5768	10260	11902	11844	11200	8998	11045	6741	6556	43195	46471	89666
Bauchi	6538	5499	21741	18288	32742	26097	29035	22878	17943	13004	107999	85766	193765
Bayelsa	7639	7345	7030	6898	5777	5256	1312	1062	697	616	22455	21177	43632
Benue	6528	4913	8220	6894	6756	7254	10441	9360	8771	7679	40716	36100	76816
Borno	0	0	0	0	0	0	0	0	0	0	0	0	0
Cross River	8615	11462	8955	10607	12014	7764	9252	10251	8844	10039	47680	50123	97803
Delta	0	0	21802	23198	24286	25734	22521	24202	0	0	68609	73134	141743
Ebonyi	10782	11701	10720	11925	5726	6416	2864	3208	2863	3209	32955	36459	69414
Edo	0	0	21349	20933	20810	19809	19678	19328	0	0	61837	60070	121907
Ekiti	6038	6405	7672	7487	6975	6768	4399	4409	2437	2963	27521	28032	55553
Enugu	2537	4283	8213	10395	10729	12198	9517	10977	4928	5263	35924	43116	79040
FCT	11991	13633	14714	16826	16149	17485	14060	15541	11321	12260	68235	75745	143980
Gombe	1782	1700	10702	8513	16523	13503	15813	12328	9918	6918	54738	42962	97700
Imo	19150	19782	43028	44254	42325	43566	65371	67497	19038	19607	188912	194706	383618
Jigawa	20663	17761	30662	23776	28454	22656	11748	10327	2473	2492	94000	77012	171012
Kaduna	10608	8953	23021	29148	29519	38757	48650	35673	27072	17255	138870	129786	268656
Kano	52554	57260	44758	40886	58774	55156	56022	47678	38080	33250	250188	234230	484418
Katsina	13211	9319	37830	35121	55036	43186	47829	35627	26844	17241	180750	140494	321244
Kebbi	4192	4132	16610	10966	24937	15116	23403	14233	19525	10066	88667	54513	143180
Kogi	3645	3488	6925	6369	6942	6508	5684	5187	3037	3119	26233	24671	50904
Kwara	16452	16422	13745	13719	10948	10925	8123	8111	5490	5492	54758	54669	109427
Lagos	29862	33623	40846	43565	45476	46496	37623	37619	30523	29084	184330	190387	374717
Nasarawa	3863	3151	14721	11318	12055	9996	9843	7877	2233	1897	42715	34239	76954
Niger	29295	17826	19293	16851	25476	21719	23130	16837	15939	10331	113133	83564	196697
Ogun	23431	12325	45432	33432	33212	29831	22675	20656	10807	33531	135557	129775	265332
Ondo	0	0	21986	21500	21585	21701	19862	21031	0	0	63433	64232	127665
Osun	4509	4797	9992	10443	13037	13465	10978	10677	7280	7077	45796	46459	92255
Oyo	18755	21588	29757	30652	31656	32545	25025	24798	15968	15134	121161	124717	245878
Plateau	5549	5547	5148	5800	9691	7741	6223	5194	0	0	26611	24282	50893
Rivers	70	65	29148	31800	28649	30705	28223	31194	0	0	86090	93764	179854
Sokoto	5325	3587	15669	10548	20915	14699	21803	12914	15031	7619	78743	49367	128110
Taraba	2635	2244	6029	4960	8496	6829	7154	5637	4099	2984	28413	22654	51067
Yobe	4181	2692	11466	8863	15693	12356	18611	10966	8254	5830	58205	40707	98912
Zamfara	5553	3185	12111	8006	16963	10768	16716	9686	9864	5179	61207	36824	98031
Total	343343	322383	676436	649326	764912	716440	709747	636325	382404	337354	2876842	2661828	5538670

Table 3. 9: Enrolment in Private Junior Secondary Schools by State, Age and Gender: 2019/2020

STATE	Below 12 years		12 Years		13 Years		14 Years		Above 14 years		TOTAL		
	Male	Female	Male	Female	Male	Female	Male	Female	Male	Female	Male	Female	Total
Abia	5157	5641	7964	8593	7247	7350	5261	5417	2308	2438	27937	29439	57376
Adamawa	309	302	772	800	1362	1405	11141	11071	4541	3398	18125	16976	35101
Akwa Ibom	0	0	15157	15586	13949	15450	15191	15387	0	0	44297	46423	90720
Anambra	4976	5610	8909	9612	10451	10835	8131	8926	3009	3249	35476	38232	73708
Bauchi	1465	1615	3174	3340	3906	4330	4081	4123	3356	3927	15982	17335	33317
Bayelsa	4872	5908	2708	2807	4136	4308	3733	3705	1245	958	16694	17686	34380
Benue	8521	5789	5843	5873	7672	6880	4873	5072	3626	4500	30535	28114	58649
Borno	0	0	0	0	0	0	0	0	0	0	0	0	0
Cross River	11227	14586	12014	14343	11563	13234	14763	10273	11296	12900	60863	65336	126199
Delta	0	0	10415	11106	10495	11315	10403	11780	0	0	31313	34201	65514
Ebonyi	2066	2211	4058	4408	5056	5564	3751	4038	1585	1717	16516	17938	34454
Edo	0	0	16396	15989	17417	18788	16910	16482	0	0	50723	51259	101982
Ekiti	435	521	454	574	448	517	184	204	81	86	1602	1902	3504
Enugu	1517	1735	9959	11200	10166	11795	8564	10123	1599	1643	31805	36496	68301
FCT	2070	2611	1660	1869	1156	1365	492	466	127	87	5505	6398	11903
Gombe	1031	1145	2970	2744	3688	3497	3089	2996	1514	1429	12292	11811	24103
Imo	3868	4708	9389	9214	9565	9936	15185	15933	2541	3074	40548	42865	83413
Jigawa	107	113	588	514	674	577	541	594	235	237	2145	2035	4180
Kaduna	4160	3877	7361	7116	3736	3705	4500	5101	2500	1899	22257	21698	43955
Kano	2141	2240	7186	8649	8206	10338	6507	8293	8149	9721	32189	39241	71430
Katsina	2095	2471	7301	7145	9346	9326	8124	7795	6421	5129	33287	31866	65153
Kebbi	673	663	1436	1267	1794	1692	1430	1214	701	672	6034	5508	11542
Kogi	2734	2999	3047	3288	3107	3217	2253	2178	2103	2955	13244	14637	27881
Kwara	2217	2200	3339	3326	1998	1985	2456	2469	1127	1122	11137	11102	22239
Lagos	24189	20517	17548	20158	19255	20156	11523	15241	10507	11265	83022	87337	170359
Nasarawa	5907	5997	6701	6514	4306	4085	2118	2155	1333	1308	20365	20059	40424
Niger	2228	2335	4790	4722	5045	4646	3682	3295	1986	1752	17731	16750	34481
Ogun	11098	12343	23545	23123	19876	11987	11987	23545	10028	10037	76534	81035	157569
Ondo	5694	5881	4844	4846	4754	4668	0	0	0	0	15292	15395	30687
Osun	1377	1489	1756	1985	1811	1847	1231	1295	784	724	6959	7340	14299
Oyo	14085	15011	12921	13571	11274	11613	6014	6079	2613	2632	46907	48906	95813
Plateau	0	0	8554	8876	7731	8248	8843	7036	0	0	25128	24160	49288
Rivers	0	0	8554	8876	7731	8248	7320	7703	0	0	23605	24827	48432
Sokoto	479	446	1250	1168	1447	1296	1229	1161	550	487	4955	4558	9513
Taraba	3346	3274	6114	5598	7843	7378	5801	5613	2756	2697	25860	24560	50420
Yobe	505	542	7050	7065	1186	1528	1172	1260	506	686	10419	11081	21500
Zamfara	768	846	1359	1306	1408	1366	1257	1367	1361	1451	6153	6336	12489
Total	131317	135626	247086	257171	240805	244475	213740	229390	90488	94180	923436	960842	1884278

Table 3. 10: Enrolment in Public and Private Junior Secondary Schools by State, Age and Gender: 2019/2020

STATE	Below 12 years		12 Years		13 Years		14 Years		Above 14 years		TOTAL		
	Male	Female	Male	Female	Male	Female	Male	Female	Male	Female	Male	Female	Total
Abia	5676	6322	11749	13541	14921	17958	7921	8990	3012	3186	43279	49997	93276
Adamawa	1828	1548	4326	4021	9235	8448	19568	17928	50221	44309	85178	76254	161432
Akwa Ibom	0	0	54699	60900	53144	60034	51265	57274	0	0	159108	178208	337316
Anambra	10328	11378	19169	21514	22295	22035	17129	19971	9750	9805	78671	84703	163374
Bauchi	8003	7114	24915	21628	36648	30427	33116	27001	21299	16931	123981	103101	227082
Bayelsa	12511	13253	9738	9705	9913	9564	5045	4767	1942	1574	39149	38863	78012
Benue	15049	10702	14063	12767	14428	14134	15314	14432	12397	12179	71251	64214	135465
Borno	0	0	0	0	0	0	0	0	0	0	0	0	0
Cross River	19842	26048	20969	24950	23577	20998	24015	20524	20140	22939	108543	115459	224002
Delta	0	0	32217	34304	34781	37049	32924	35982	0	0	99922	107335	207257
Ebonyi	12848	13912	14778	16333	10782	11980	6615	7246	4448	4926	49471	54397	103868
Edo	0	0	37745	36922	38227	38597	36588	35810	0	0	112560	111329	223889
Ekiti	6473	6926	8126	8061	7423	7285	4583	4613	2518	3049	29123	29934	59057
Enugu	4054	6018	18172	21595	20895	23993	18081	21100	6527	6906	67729	79612	147341
FCT	14061	16244	16374	18695	17305	18850	14552	16007	11448	12347	73740	82143	155883
Gombe	2813	2845	13672	11257	20211	17000	18902	15324	11432	8347	67030	54773	121803
Imo	23018	24490	52417	53468	51890	53502	80556	83430	21579	22681	229460	237571	467031
Jigawa	20770	17874	31250	24290	29128	23233	12289	10921	2708	2729	96145	79047	175192
Kaduna	14768	12830	30382	36264	33255	42462	53150	40774	29572	19154	161127	151484	312611
Kano	54695	59500	51944	49535	66980	65494	62529	55971	46229	42971	282377	273471	555848
Katsina	15306	11790	45131	42266	64382	52512	55953	43422	33265	22370	214037	172360	386397
Kebbi	4865	4795	18046	12233	26731	16808	24833	15447	20226	10738	94701	60021	154722
Kogi	6379	6487	9972	9657	10049	9725	7937	7365	5140	6074	39477	39308	78785
Kwara	18669	18622	17084	17045	12946	12910	10579	10580	6617	6614	65895	65771	131666
Lagos	54051	54140	58394	63723	64731	66652	49146	52860	41030	40349	267352	277724	545076
Nasarawa	9770	9148	21422	17832	16361	14081	11961	10032	3566	3205	63080	54298	117378
Niger	31523	20161	24083	21573	30521	26365	26812	20132	17925	12083	130864	100314	231178
Ogun	34529	24668	68977	56555	53088	41818	34662	44201	20835	43568	212091	210810	422901
Ondo	5694	5881	26830	26346	26339	26369	19862	21031	0	0	78725	79627	158352
Osun	5886	6286	11748	12428	14848	15312	12209	11972	8064	7801	52755	53799	106554
Oyo	32840	36599	42678	44223	42930	44158	31039	30877	18581	17766	168068	173623	341691
Plateau	5549	5547	13702	14676	17422	15989	15066	12230	0	0	51739	48442	100181
Rivers	70	65	37702	40676	36380	38953	35543	38897	0	0	109695	118591	228286
Sokoto	5804	4033	16919	11716	22362	15995	23032	14075	15581	8106	83698	53925	137623
Taraba	5981	5518	12143	10558	16339	14207	12955	11250	6855	5681	54273	47214	101487
Yobe	4686	3234	18516	15928	16879	13884	19783	12226	8760	6516	68624	51788	120412
Zamfara	6321	4031	13470	9312	18371	12134	17973	11053	11225	6630	67360	43160	110520
Total	474660	458009	923522	906497	1005717	960915	923487	865715	472892	431534	3800278	3622670	7422948

3.2.5 Enrolment in Junior Secondary Schools by State, Class and Gender

Table 3. 11: Enrolment in Public Junior Secondary Schools by State, Class and Gender: 2019/2020

STATE	JSS 1			JSS 2			JSS 3			TOTAL		
	Male	Female	Total	Male	Female	Total	Male	Female	Total	Male	Female	Total
Abia	5397	7497	12894	4875	6748	11623	5070	6313	11383	15342	20558	35900
Adamawa	19245	15863	35108	24859	22285	47144	22949	21130	44079	67053	59278	126331
Akwa Ibom	39542	45314	84856	39195	44584	83779	36074	41887	77961	114811	131785	246596
Anambra	15196	15363	30559	13924	15360	29284	14075	15748	29823	43195	46471	89666
Bauchi	37,253	30,415	67668	36,689	29,052	65741	34,057	26,299	60356	107999	85766	193765
Bayelsa	7457	6924	14381	7637	7183	14820	7361	7070	14431	22455	21177	43632
Benue	14477	13163	27640	13632	12086	25718	12607	10851	23458	40716	36100	76816
Borno	0	0	0	0	0	0	0	0	0	0	0	0
Cross River	21696	23077	44773	13670	13620	27290	12314	13426	25740	47680	50123	97803
Delta	21802	23198	45000	24286	25734	50020	22521	24202	46723	68609	73134	141743
Ebonyi	10782	11701	22483	10720	11925	22645	11453	12833	24286	32955	36459	69414
Edo	21349	20933	42282	20810	19809	40619	19678	19328	39006	61837	60070	121907
Ekiti	9294	9481	18775	9205	9477	18682	9022	9074	18096	27521	28032	55553
Enugu	12446	14122	26568	11863	14065	25928	11615	14929	26544	35924	43116	79040
FCT	21297	24870	46167	23929	25644	49573	23009	25231	48240	68235	75745	143980
Gombe	19160	14988	34148	18109	14470	32579	17469	13504	30973	54738	42962	97700
Imo	62178	64036	126214	63358	65191	128549	63376	65479	128855	188912	194706	383618
Jigawa	32843	27737	60580	30930	25532	56462	30227	23743	53970	94000	77012	171012
Kaduna	47178	45369	92547	47176	42748	89924	44516	41669	86185	138870	129786	268656
Kano	90984	89826	180810	82524	75007	157531	76680	69397	146077	250188	234230	484418
Katsina	72511	56810	129321	57488	44472	101960	50751	39212	89963	180750	140494	321244
Kebbi	31122	20349	51471	29086	18588	47674	28459	15576	44035	88667	54513	143180
Kogi	8236	7954	16190	9081	8364	17445	8916	8353	17269	26233	24671	50904
Kwara	17295	17655	34950	18741	18701	37442	18722	18313	37035	54758	54669	109427
Lagos	68523	69955	138478	64292	65405	129697	51515	55027	106542	184330	190387	374717
Nasarawa	7372	6367	13739	17651	13705	31356	17692	14167	31859	42715	34239	76954
Niger	39263	28118	67381	38394	28226	66620	35476	27220	62696	113133	83564	196697
Ogun	43990	42490	86480	48273	46013	94286	43294	41272	84566	135557	129775	265332
Ondo	21986	21500	43486	21585	21701	43286	19862	21031	40893	63433	64232	127665
Osun	14876	14708	29584	15394	15566	30960	15526	16185	31711	45796	46459	92255
Oyo	43426	44475	87901	41324	42599	83923	36411	37643	74054	121161	124717	245878
Plateau	8743	8032	16775	8985	8448	17433	8883	7802	16685	26611	24282	50893
Rivers	29218	31865	61083	28649	30705	59354	28223	31194	59417	86090	93764	179854
Sokoto	27477	17591	45068	26066	16554	42620	25200	15222	40422	78743	49367	128110
Taraba	7351	5890	13241	10850	8595	19445	10212	8169	18381	28413	22654	51067
Yobe	21609	15798	37407	19923	13626	33549	16673	11283	27956	58205	40707	98912
Zamfara	21987	12919	34906	20730	12302	33032	18490	11603	30093	61207	36824	98031
Total	994561	926353	1920914	973903	894090	1867993	908378	841385	1749763	2876842	2661828	5538670

Table 3. 12: Enrolment in Private Junior Secondary Schools by State, Class and Gender, 2019/2020

STATE	JSS 1	JSS 2	JSS 3	TOTAL
-------	-------	-------	-------	-------

	Male	Female	Total	Male	Female	Total	Male	Female	Total	Male	Female	Total
Abia	10020	10406	20426	9264	9730	18994	8653	9303	17956	27937	29439	57376
Adamawa	6912	6208	13120	6396	6258	12654	4817	4510	9327	18125	16976	35101
Akwa Ibom	15157	15586	30743	13949	15450	29399	15191	15387	30578	44297	46423	90720
Anambra	10985	12099	23084	12279	13289	25568	12212	12844	25056	35476	38232	73708
Bauchi	6,150	6,521	12671	5,285	5,721	11006	4,547	5,093	9640	15982	17335	33317
Bayelsa	5596	5838	11434	5671	6100	11771	5427	5748	11175	16694	17686	34380
Benue	11084	10039	21123	10541	9865	20406	8910	8210	17120	30535	28114	58649
Borno	0	0	0	0	0	0	0	0	0	0	0	0
Cross River	20151	20609	40760	20620	20182	40802	20092	24545	44637	60863	65336	126199
Delta	10415	11106	21521	10495	11315	21810	10403	11780	22183	31313	34201	65514
Ebonyi	5903	6466	12369	5445	5828	11273	5168	5644	10812	16516	17938	34454
Edo	16,396	15,989	32385	17,417	18,788	36205	16,910	16,482	33392	50723	51259	101982
Ekiti	556	697	1253	549	676	1225	497	529	1026	1602	1902	3504
Enugu	11574	12727	24301	10611	12486	23097	9620	11283	20903	31805	36496	68301
FCT	2050	2324	4374	1825	2073	3898	1630	2001	3631	5505	6398	11903
Gombe	4555	4371	8926	4171	3894	8065	3566	3546	7112	12292	11811	24103
Imo	13257	13922	27179	14162	14713	28875	13129	14230	27359	40548	42865	83413
Jigawa	803	781	1584	710	691	1401	632	563	1195	2145	2035	4180
Kaduna	8160	7877	16037	7361	7116	14477	6736	6705	13441	22257	21698	43955
Kano	12094	14509	26603	10662	13358	24020	9433	11374	20807	32189	39241	71430
Katsina	13075	12520	25595	11106	10686	21792	9106	8660	17766	33287	31866	65153
Kebbi	2410	2090	4500	1996	1853	3849	1628	1565	3193	6034	5508	11542
Kogi	4579	5136	9715	4448	4960	9408	4217	4541	8758	13244	14637	27881
Kwara	4989	4974	9963	3339	3326	6665	2809	2802	5611	11137	11102	22239
Lagos	27891	29012	56903	27733	29165	56898	27398	29160	56558	83022	87337	170359
Nasarawa	2801	2803	5604	9107	9118	18225	8457	8138	16595	20365	20059	40424
Niger	6906	6526	13432	5890	5663	11553	4935	4561	9496	17731	16750	34481
Ogun	23284	24495	47779	24421	25848	50269	28829	30692	59521	76534	81035	157569
Ondo	5694	5881	11575	4844	4846	9690	4754	4668	9422	15292	15395	30687
Osun	2459	2642	5101	2285	2350	4635	2215	2348	4563	6959	7340	14299
Oyo	15805	16251	32056	15239	15984	31223	15863	16671	32534	46907	48906	95813
Plateau	8850	8480	17330	8259	7905	16164	8019	7775	15794	25128	24160	49288
Rivers	8554	8876	17430	7731	8248	15979	7320	7703	15023	23605	24827	48432
Sokoto	1900	1733	3633	1688	1537	3225	1367	1288	2655	4955	4558	9513
Taraba	8374	7899	16273	9272	8783	18055	8214	7878	16092	25860	24560	50420
Yobe	3646	3925	7571	3513	3660	7173	3260	3496	6756	10419	11081	21500
Zamfara	2583	2656	5239	1970	2066	4036	1600	1614	3214	6153	6336	12489
Total	315618	323974	639592	310254	323531	633785	297564	313337	610901	923436	960842	1884278

Table 3. 13: Enrolment in Public and Private Junior Secondary Schools by State, Class and Gender: 2019/2020

STATE	JSS 1			JSS 2			JSS 3			TOTAL		
	Male	Female	Total	Male	Female	Total	Male	Female	Total	Male	Female	Total
Abia	15417	17903	33320	14139	16478	30617	13723	15616	29339	43279	49997	93276
Adamawa	26157	22071	48228	31255	28543	59798	27766	25640	53406	85178	76254	161432
Akwa Ibom	54699	60900	115599	53144	60034	113178	51265	57274	108539	159108	178208	337316
Anambra	26181	27462	53643	26203	28649	54852	26287	28592	54879	78671	84703	163374
Bauchi	43403	36936	80339	41974	34773	76747	38604	31392	69996	123981	103101	227082
Bayelsa	13053	12762	25815	13308	13283	26591	12788	12818	25606	39149	38863	78012
Benue	25561	23202	48763	24173	21951	46124	21517	19061	40578	71251	64214	135465
Borno	0	0	0	0	0	0	0	0	0	0	0	0
Cross River	41847	43686	85533	34290	33802	68092	32406	37971	70377	108543	115459	224002
Delta	32217	34304	66521	34781	37049	71830	32924	35982	68906	99922	107335	207257
Ebonyi	16685	18167	34852	16165	17753	33918	16621	18477	35098	49471	54397	103868
Edo	37745	36922	74667	38227	38597	76824	36588	35810	72398	112560	111329	223889
Ekiti	9850	10178	20028	9754	10153	19907	9519	9603	19122	29123	29934	59057
Enugu	24020	26849	50869	22474	26551	49025	21235	26212	47447	67729	79612	147341
FCT	23347	27194	50541	25754	27717	53471	24639	27232	51871	73740	82143	155883
Gombe	23715	19359	43074	22280	18364	40644	21035	17050	38085	67030	54773	121803
Imo	75435	77958	153393	77520	79904	157424	76505	79709	156214	229460	237571	467031
Jigawa	33646	28518	62164	31640	26223	57863	30859	24306	55165	96145	79047	175192
Kaduna	55338	53246	108584	54537	49864	104401	51252	48374	99626	161127	151484	312611
Kano	103078	104335	207413	93186	88365	181551	86113	80771	166884	282377	273471	555848
Katsina	85586	69330	154916	68594	55158	123752	59857	47872	107729	214037	172360	386397
Kebbi	33532	22439	55971	31082	20441	51523	30087	17141	47228	94701	60021	154722
Kogi	12815	13090	25905	13529	13324	26853	13133	12894	26027	39477	39308	78785
Kwara	22284	22629	44913	22080	22027	44107	21531	21115	42646	65895	65771	131666
Lagos	96414	98967	195381	92025	94570	186595	78913	84187	163100	267352	277724	545076
Nasarawa	10173	9170	19343	26758	22823	49581	26149	22305	48454	63080	54298	117378
Niger	46169	34644	80813	44284	33889	78173	40411	31781	72192	130864	100314	231178
Ogun	67274	66985	134259	72694	71861	144555	72123	71964	144087	212091	210810	422901
Ondo	27680	27381	55061	26429	26547	52976	24616	25699	50315	78725	79627	158352
Osun	17335	17350	34685	17679	17916	35595	17741	18533	36274	52755	53799	106554
Oyo	59231	60726	119957	56563	58583	115146	52274	54314	106588	168068	173623	341691
Plateau	17593	16512	34105	17244	16353	33597	16902	15577	32479	51739	48442	100181
Rivers	37772	40741	78513	36380	38953	75333	35543	38897	74440	109695	118591	228286
Sokoto	29377	19324	48701	27754	18091	45845	26567	16510	43077	83698	53925	137623
Taraba	15725	13789	29514	20122	17378	37500	18426	16047	34473	54273	47214	101487
Yobe	25255	19723	44978	23436	17286	40722	19933	14779	34712	68624	51788	120412
Zamfara	24570	15575	40145	22700	14368	37068	20090	13217	33307	67360	43160	110520
Total	1310179	1250327	2560506	1284157	1217621	2501778	1205942	1154722	2360664	3800278	3622670	7422948

3.3 Teachers in Junior Secondary Schools

3.3.1 Number of Teachers

Table 3. 14: National Summary of Public and Private JSS Teachers by Gender: 2015/2016 - 2019/2020

Year	Public			Private			Total		
	M	F	T	M	F	T	M	F	T
2015/2016	83442	66197	149639	69181	73260	142441	152,623	139,457	292,080
2016/2017	109410	90362	199772	92317	83583	175900	201727	173945	375673
2017/2018	123832	104655	228487	91164	62695	153859	214996	167350	382346
2018/2019	162578	160332	360976	124804	132698	257502	287382	293030	618478
2019/2020	95722	104101	199823	103304	106744	210048	199026	210845	409871

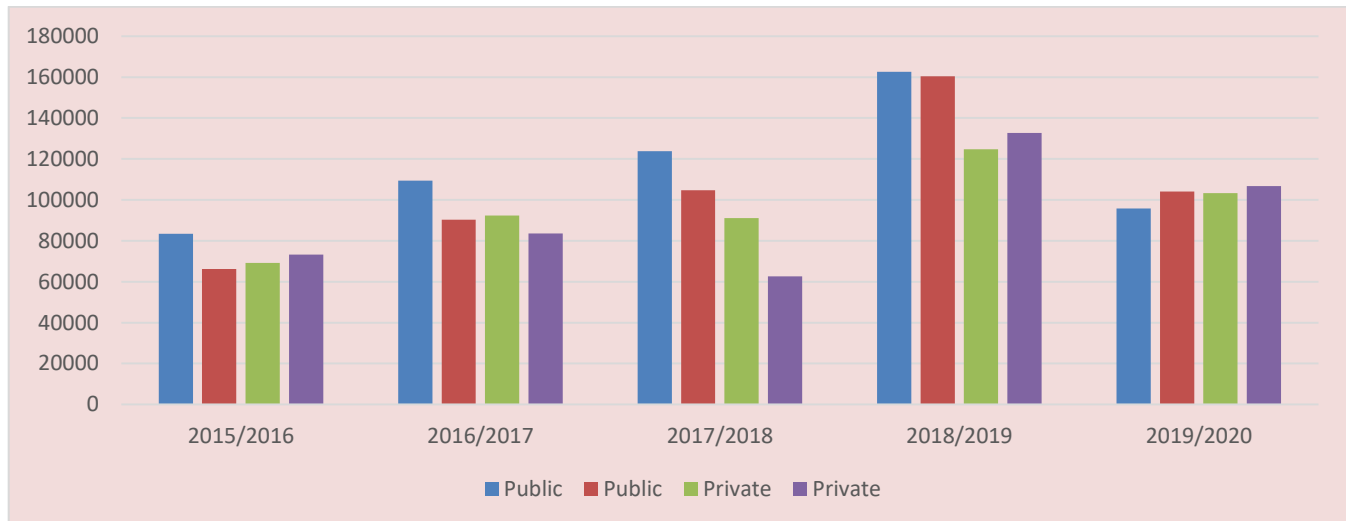


Figure 3. 4: Number of Teachers in Public and Private Junior Secondary Schools by Gender: 2015/2016 - 2019/2020

Table 3. 15: Teachers in Public and Private Junior Secondary Schools by State and Gender: 2019/2020

STATE	Public Teacher			Private Teachers			Total		
	M	F	T	M	F	T	M	F	T
Abia	792	1948	2740	2294	2745	5039	3086	4693	7779
Adamawa	6373	3654	10027	4297	3470	7767	10670	7124	17794
Akwa Ibom	2390	3835	6225	2497	1675	4172	4887	5510	10397
Anambra	591	3409	4000	2644	5316	7960	3235	8725	11960
Bauchi	6593	1968	8561	2849	1425	4274	9442	3393	12835
Bayelsa	899	693	1592	441	703	1144	1340	1396	2736
Benue	5155	1640	6795	4649	1251	5900	9804	2891	12695
Borno	2926	1571	4497	1136	321	1457	4062	1892	5954
Cross River	3947	3659	7606	6262	6403	12665	10209	10062	20271
Delta	2882	4773	7655	2748	4010	6758	5630	8783	14413
Ebonyi	2950	4688	7638	1413	1069	2482	4363	5757	10120
Edo	646	618	1264	2336	4090	6426	2982	4708	7690
Ekiti	1441	22283	23724	518	489	1007	1959	22772	24731
Enugu	814	3462	4276	1992	4114	6106	2806	7576	10382
FCT	2960	3787	6747	143	106	249	3103	3893	6996
Gombe	2433	907	3340	1483	1255	2738	3916	2162	6078
Imo	972	2129	3101	2489	2550	5039	3461	4679	8140
Jigawa	3943	381	4324	231	172	403	4174	553	4727
Kaduna	2308	1838	4146	2363	1672	4035	4671	3510	8181
Kano	6687	1772	8459	2634	1820	4454	9321	3592	12913
Katsina	4118	1031	5149	2578	831	3409	6696	1862	8558
Kebbi	1659	584	2243	769	276	1045	2428	860	3288
Kogi	2178	1868	4046	2089	1467	3556	4267	3335	7602
Kwara	3621	4564	8185	3907	5203	9110	7528	9767	17295
Lagos	2657	6502	9159	14568	28175	42743	17225	34677	51902
Nasarawa	2761	1348	4109	3612	1491	5103	6373	2839	9212
Niger	1174	952	2126	1834	2300	4134	3008	3252	6260
Ogun	3154	4829	7983	7918	6998	14916	11072	11827	22899
Ondo	3970	3379	7349	1453	1389	2842	5423	4768	10191
Osun	1035	1520	2555	491	383	874	1526	1903	3429
Oyo	2780	5107	7887	5342	2609	7951	8122	7716	15838
Plateau	2609	1160	3769	3183	1706	4889	5792	2866	8658
Rivers	825	545	1370	5008	6200	11208	5833	6745	12578
Sokoto	3068	1070	4138	652	596	1248	3720	1666	5386
Taraba	1112	296	1408	2301	1197	3498	3413	1493	4906
Yobe	1097	256	1353	1804	994	2798	2901	1250	4151
Zamfara	202	75	277	376	273	649	578	348	926
Total	95722	104101	199823	103304	106744	210048	199026	210845	409871

3.3.2 Teachers by Qualification

3.3.3 Qualified teachers

Table 3. 16: Number and Proportion of Qualified Teachers in Public Junior Secondary Schools by State and Gender: 2019/2020

STATE	ALL TEACHER			QUALIFIED TEACHERS		
	M	F	T	M	F	T
Abia	792	1948	2740	790	1944	2734
Adamawa	6373	3654	10027	271	754	1025
Akwa Ibom	2390	3835	6225	2390	3835	6225
Anambra	591	3409	4000	254	2706	2960
Bauchi	6593	1968	8561	6227	1867	8094
Bayelsa	899	693	1592	854	661	1515
Benue	5155	1640	6795	4412	1382	5794
Borno	2926	1571	4497	2442	1417	3859
Cross River	3947	3659	7606	2265	2425	4690
Delta	2882	4773	7655	2001	3803	5804
Ebonyi	2950	4688	7638	2280	3150	5430
Edo	646	618	1264	561	703	1264
Ekiti	1441	22283	23724	1146	2065	3211
Enugu	814	3462	4276	726	3152	3878
FCT	2960	3787	6747	2775	3600	6375
Gombe	2433	907	3340	2110	818	2928
Imo	972	2129	3101	923	2099	3022
Jigawa	3943	381	4324	3346	289	3635
Kaduna	2308	1838	4146	1852	1283	3135
Kano	6687	1772	8459	5670	1433	7103
Katsina	4118	1031	5149	3164	736	3900
Kebbi	1659	584	2243	1353	493	1846
Kogi	2178	1868	4046	1846	1669	3515
Kwara	3621	4564	8185	2703	3431	6134
Lagos	2657	6502	9159	2567	6354	8921
Nasarawa	2761	1348	4109	2437	1215	3652
Niger	1174	952	2126	194	127	321
Ogun	3154	4829	7983	4572	5689	10261
Ondo	3970	3379	7349	3970	3379	7349
Osun	1035	1520	2555	968	1527	2495
Oyo	2780	5107	7887	2780	5107	7887
Plateau	2609	1160	3769	2311	1070	3381
Rivers	825	545	1370	832	1176	2008
Sokoto	3068	1070	4138	2846	1021	3867
Taraba	1112	296	1408	1043	281	1324
Yobe	1097	256	1353	956	226	1182
Zamfara	202	75	277	68	43	111

Total	95722	104101	199823	77905	72930	150835
--------------	--------------	---------------	---------------	--------------	--------------	---------------

Table 3. 17: Number and Proportion of Qualified Teachers in Private Junior Secondary Schools by State and Gender: 2019/2020

STATE	ALL TEACHER			QUALIFIED TEACHERS		
	M	F	T	M	F	T
Abia	2294	2745	5039	1956	2351	4307
Adamawa	4297	3470	7767	1117	113	1230
Akwa Ibom	2497	1675	4172	571	640	1211
Anambra	2644	5316	7960	1655	3087	4742
Bauchi	2849	1425	4274	1862	467	2329
Bayelsa	441	703	1144	424	384	808
Benue	4649	1251	5900	3863	1050	4913
Borno**	1136	321	1457	741	224	965
Cross River**	6262	6403	12665	3224	5652	8876
Delta	2748	4010	6758	2959	3554	6513
Ebonyi	1413	1069	2482	1363	1023	2386
Edo	2,336	4,090	6,426	2,312	3,895	6,207
Ekiti	518	489	1007	283	318	601
Enugu	1992	4114	6106	1492	2614	4106
FCT	143	106	249	93	87	180
Gombe	1483	1255	2738	1157	980	2137
Imo	2489	2550	5039	2489	2550	5039
Jigawa**	231	172	403	96	1	97
Kaduna	2363	1672	4035	1599	1266	2865
Kano	2634	1820	4454	1829	1414	3243
Katsina	2578	831	3409	1863	618	2481
Kebbi**	769	276	1045	412	142	554
Kogi	2089	1467	3556	1436	1212	2648
Kwara	3907	5203	9110	3561	4513	8074
Lagos	14568	28175	42743	14148	18101	32249
Nasarawa	3612	1491	5103	3218	1356	4574
Niger	1834	2300	4134	1375	1629	3004
Ogun	7918	6998	14916	6432	6221	12653
Ondo	1453	1389	2842	1453	1389	2842
Osun	491	383	874	342	243	585
Oyo	5342	2609	7951	2876	1940	4816
Plateau	3183	1706	4889	2451	1510	3961
Rivers	5008	6200	11208	3179	4036	7215
Sokoto	652	596	1248	465	425	890
Taraba	2301	1197	3498	1542	820	2362
Yobe**	1804	994	2798	278	66	344
Zamfara	376	273	649	180	138	318
Total	103304	106744	210048	76296	76029	152325

Table 3. 18: Number and Proportion of Qualified Teachers in Public and Private Junior Secondary Schools by State and Gender: 2019/2020

STATE	ALL TEACHER			QUALIFIED TEACHERS		
	M	F	T	M	F	T
Abia	3086	4693	7779	2746	4295	7041
Adamawa	10670	7124	17794	1388	867	2255
Akwa Ibom	4887	5510	10397	2961	4475	7436
Anambra	3235	8725	11960	1909	5793	7702
Bauchi	9442	3393	12835	8089	2334	10423
Bayelsa	1340	1396	2736	1278	1045	2323
Benue	9804	2891	12695	8275	2432	10707
Borno**	4062	1892	5954	3183	1641	4824
Cross River**	10209	10062	20271	5489	8077	13566
Delta	5630	8783	14413	4960	7357	12317
Ebonyi	4363	5757	10120	3643	4173	7816
Edo	2982	4708	7690	2873	4598	7471
Ekiti	1959	22772	24731	1429	2383	3812
Enugu	2806	7576	10382	2218	5766	7984
FCT	3103	3893	6996	2868	3687	6555
Gombe	3916	2162	6078	3267	1798	5065
Imo	3461	4679	8140	3412	4649	8061
Jigawa**	4174	553	4727	3442	290	3732
Kaduna	4671	3510	8181	3451	2549	6000
Kano	9321	3592	12913	7499	2847	10346
Katsina	6696	1862	8558	5027	1354	6381
Kebbi**	2428	860	3288	1765	635	2400
Kogi	4267	3335	7602	3282	2881	6163
Kwara	7528	9767	17295	6264	7944	14208
Lagos	17225	34677	51902	16715	24455	41170
Nasarawa	6373	2839	9212	5655	2571	8226
Niger	3008	3252	6260	1569	1756	3325
Ogun	11072	11827	22899	11004	11910	22914
Ondo	5423	4768	10191	5423	4768	10191
Osun	1526	1903	3429	1310	1770	3080
Oyo	8122	7716	15838	5656	7047	12703
Plateau	5792	2866	8658	4762	2580	7342
Rivers	5833	6745	12578	4011	5212	9223
Sokoto	3720	1666	5386	3311	1446	4757
Taraba	3413	1493	4906	2585	1101	3686
Yobe**	2901	1250	4151	1234	292	1526
Zamfara	578	348	926	248	181	429
Total	199026	210845	409871	154201	148959	303160

3.3.4 Summary of Teachers in Public Schools

Table 3. 19: Summary of Public JSS Teachers, Qualified Teachers and % of Qualified Teachers by Gender: 2015/2016-- 2019/2020

Year	All Teachers			Qualified Teachers		
	M	F	T	M	F	T
2015/2016	83442	66197	149639	71628	58092	129720
2016/2017	201727	173945	375672	99888	85585	185473
2017/2018	123832	104655	228487	100065	91141	191206
2018/2019	162578	160332	360976	89993	94953	184946
2019/2020	95722	104101	199823	77905	72930	150835

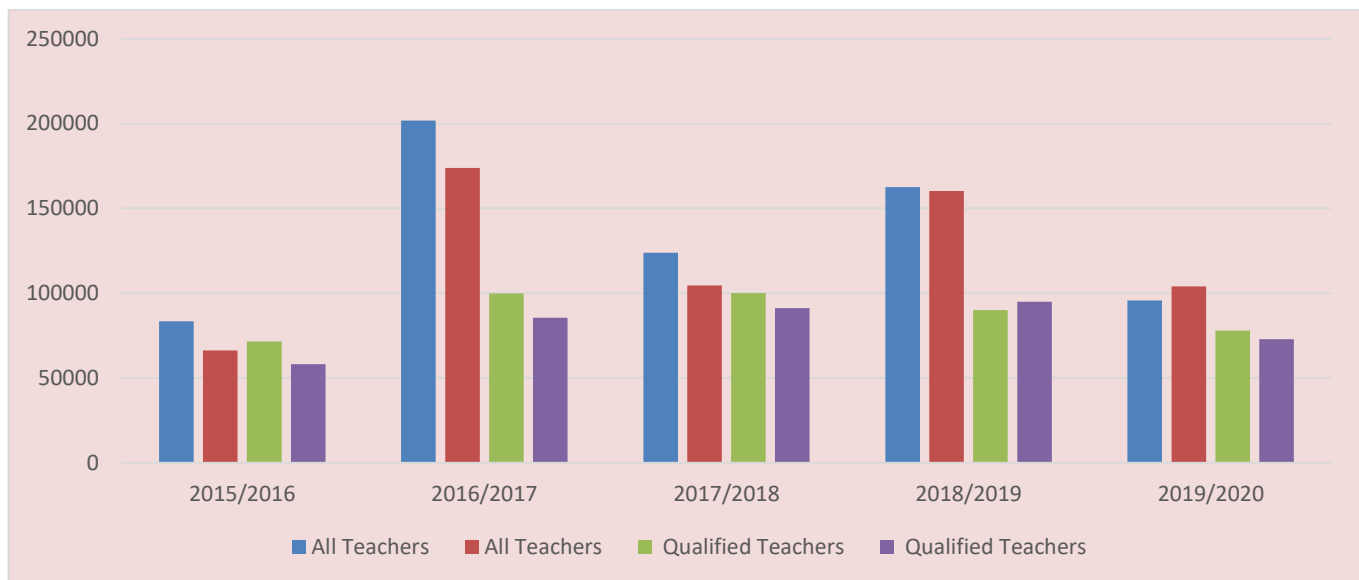


Figure 3. 5: Summary of Public Junior Secondary Schools Teachers by Gender: 2015/2016-- 2019/2020

3.4 Facilities

3.4.1 Classrooms

Table 3. 20: Number and Condition of Classrooms by State in Public and Private Junior Secondary School: 2019/2020

States	PUBLIC			PRIVATE			PUBLIC + PRIVATE		
	Good	Bad	Total	Good	Bad	Total	Good	Bad	Total
Abia	605	616	1221	1782	286	2068	2387	902	3289
Adamawa	2871	928	3799	1926	22	1948	4797	950	5747
Akwa Ibom	1793	1722	3515	1970	371	2341	3763	2093	5856
Anambra	3243	223	3466	4518	163	4681	7761	386	8147
Bauchi	2599	75	2674	3204	800	4004	5803	875	6678
Bayelsa	633	301	934	755	618	1373	1388	919	2307
Benue	2250	836	3086	2833	315	3148	5083	1151	6234
Borno	0	0	0	0	0	0	0	0	0
Cross River	2159	652	2811	3239	950	4189	5398	1602	7000
Delta	3435	1552	4987	7142	1605	8747	10577	3157	13734
Ebonyi	1575	598	2173	5177	598	5775	6752	1196	7948
Edo	1,051	969	2020	3,235	98	3333	4286	1067	5353
Ekiti	711	1001	1712	441	3	444	1152	1004	2156
Enugu	2300	862	3162	4821	72	4893	7121	934	8055
FCT	2649	97	2746	3457	79	3536	6106	176	6282
Gombe	1366	377	1743	1033	30	1063	2399	407	2806
Imo	6870	1670	8540	1606	321	1927	8476	1991	10467
Jigawa	234	2412	2646	0	0	0	234	2412	2646
Kaduna	2653	101	2754	9826	783	10609	12479	884	13363
Kano	437	2689	3126	612	11	623	1049	2700	3749
Katsina	3941	182	4123	3460	87	3547	7401	269	7670
Kebbi	240	461	701	0	0	0	240	461	701
Kogi	1791	1415	3206	1455	16	1471	3246	1431	4677
Kwara	2651	108	2759	4494	0	4494	7145	108	7253
Lagos	1837	38	1875	25600	274	25874	27437	312	27749
Nasarawa	1133	627	1760	2006	106	2112	3139	733	3872
Niger	414	883	1297	2237	57	2294	2651	940	3591
Ogun	4912	3006	7918	13983	4944	18927	18895	7950	26845
Ondo	2554	1386	3940	3052	316	3368	5606	1702	7308
Osun	1250	982	2232	1172	142	1314	2422	1124	3546
Oyo	4388	1459	5847	0	0	0	4388	1459	5847
Plateau	2265	286	2551	3919	131	4050	6184	417	6601
Rivers	261	249	510	9038	157	9195	9299	406	9705
Sokoto	969	364	1333	967	4	971	1936	368	2304
Taraba	1381	43	1424	1543	39	1582	2924	82	3006
Yobe	111	738	849	42	18	60	153	756	909
Zamfara	83	116	199	509	0	509	592	116	708
Total	69615	30024	99639	131054	13416	144470	200669	43440	244109

CHAPTER FOUR

SENIOR SECONDARY SCHOOL DATA

4.0 Introduction

4.1 Number of Senior Secondary Schools

Table 4. 1: Number of Public and Private Senior Secondary Schools: 2015/2016 - 2019/2020

YEAR	PUBLIC	PRIVATE	TOTAL
2015/2016	8,930	12,758	21,688
2016/2017	9,015	13,423	22,438
2017/2018	8,835	12,204	21,039
2018/2019	9,813	17,013	26,826
2019/2020	10,741	23,334	34,062

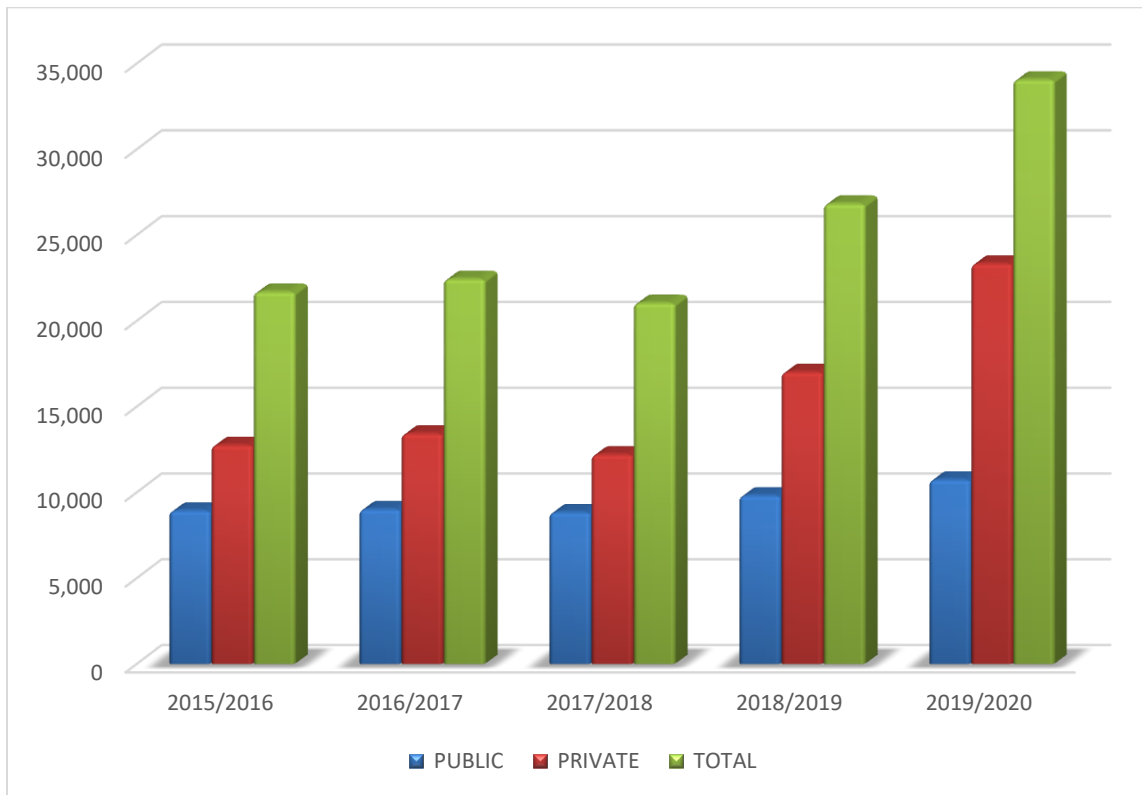


Figure 4. 1: Number of Public and Private Senior Secondary Schools: 2014/2015- 2018/2019

4.1.1 Number of Public and Private Senior Secondary Schools by States: 2018/2019

Table 4. 2: Number of Public and Private Senior Secondary Schools by States: 2019/2020

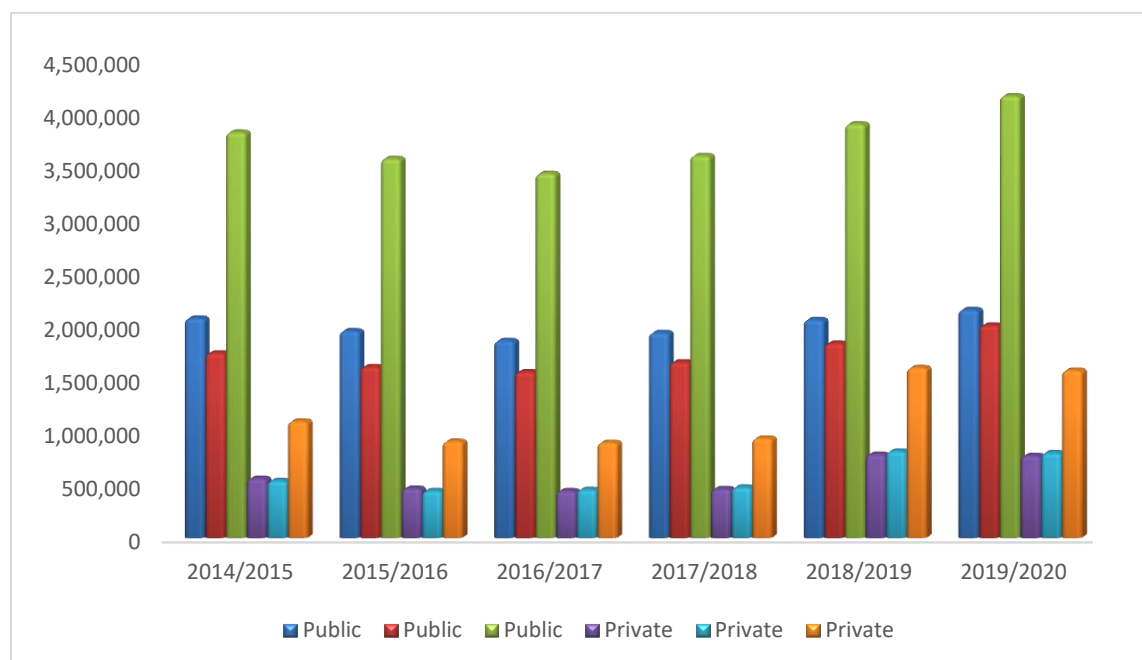
STATE	Public			Private			Total		
	Rural	Urban	Total	Rural	Urban	Total	Rural	Urban	Total
ABIA	225	25	250	314	366	680	539	391	930
ADAMAWA	190	121	311	97	106	203	287	227	514
AKAW IBOM	184	77	261	209	145	354	393	222	615
ANAMBRA	136	126	262	306	380	686	442	506	948
BAUCHI	129	62	191	121	138	259	250	200	450
BAYELSA	176	35	211	38	236	274	214	271	485
BENUE	211	96	308	915	656	1,580	1,126	752	1,878
BORNO	152	156	308	60	233	293	212	389	601
CROSS RIVER	307	42	349	199	297	496	506	339	845
DELTA	368	100	468	108	376	484	476	476	952
EBONYI	190	37	227	258	34	292	448	71	519
EDO	170	65	235	332	294	626	502	359	861
EKITI	86	128	214	77	547	624	163	675	838
ENUGU	293	39	332	437	169	606	730	208	938
FCT	43	46	89	29	69	98	72	115	187
GOMBE	96	45	141	58	107	165	154	152	306
IMO	195	105	300	331	76	407	526	181	707
JIGAWA	100	116	216	88	210	298	188	326	514
KADUNA	277	93	370	184	459	643	461	552	1,013
KANO	483	229	712	213	1,127	1,340	696	1,356	2,052
KATSINA	182	70	252	52	117	169	234	187	421
KEBBI	108	70	178	3	26	29	111	96	207
KOGI	241	44	285	144	87	231	385	131	516
KWARA	212	164	376	67	194	263	279	358	639
LAGOS	105	223	328	256	562	818	361	785	1,146
NASARAWA	236	66	302	233	408	641	469	474	943
NIGER	179	78	257	60	151	211	239	229	468
OGUN	207	304	511	730	900	1630	937	1,204	2,141
ONDO	186	135	321	241	226	468	427	361	788
*OSUN	181	213	394	48	97	145	229	310	539
OYO	208	360	568	1059	3632	4691	1,267	3,992	5,259
PLATEAU	67	238	305	257	104	361	324	342	666
RIVERS	226	63	289	148	398	546	374	461	835
SOKOTO	78	64	142	1,834	382	2,216	1,912	446	2,358
TARABA	193	74	267	145	177	322	338	251	589
YOBE	27	22	49	25	65	90	52	87	139
ZAMFARA	102	60	162	5	90	95	107	150	257
TOTAL	6,749	3,991	10,741	9,681	13,641	23,334	16,430	17,632	34,062

4.2 Enrolment in Public and Private Senior Secondary Schools

4.2.1 National Summary of Public and Private Senior Secondary Schools Enrolment

Table 4. 3: Enrolment in Public and Private Senior Secondary Schools by Gender: 2014/2015 - 2019/2020

Year	Public			Private			Public + Private		
	Male	Female	Total	Male	Female	Total	Male	Female	Total
2014/2015	2,068,310	1,741,995	3,810,305	561,216	539,423	1,100,639	2,629,526	2,281,418	4,910,944
2015/2016	1,950,093	1,613,655	3,563,748	467,099	444,462	911,561	2,417,192	2,058,117	4,475,309
2016/2017	1,858,560	1,565,615	3,424,175	443,969	455,203	899,172	2,302,529	2,020,818	4,323,347
2017/2018	1,933,160	1,658,334	3,591,494	462,840	477,797	940,637	2,396,000	2,136,131	4,532,131
2018/2019	2,055,321	1,832,963	3,888,284	787,510	817,675	1,605,185	2,842,831	2,650,638	5,493,469
2019/2020	2,149,236	2,002,479	4,151,715	776,639	802,790	1,579,429	2,925,875	2,805,269	5,731,144



4.2.2 Enrolment by Location (Rural/Urban).

Table 4. 4: Enrolment in Public and Private Senior Secondary Schools by Location (Rural/Urban) and Gender: 2019/2020

YEAR	URBAN			RURAL		
	Male	Female	Total	Male	Female	Total
PUBLIC	1,097,643	1,082,159	2,179,802	1,051,593	920,320	1,971,913
PRIVATE	414,288	434,538	848,826	362,351	368,252	730,603
TOTAL	1,511,931	1,516,697	3,028,628	1,413,944	1,288,572	2,702,516

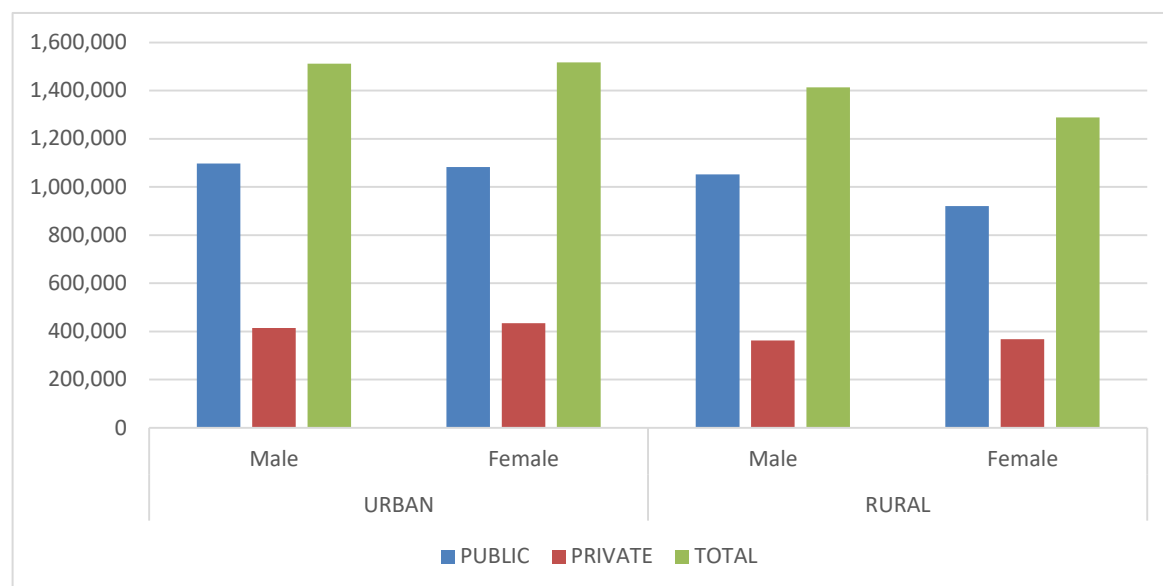


Figure 4. 3: Enrolment in Public and Private Senior Secondary Schools by Location (Rural/Urban) and Gender: 2019/2020

4.2.3 Enrolment in Public Senior Secondary Schools by State, Location (Rural/Urban)

Table 4. 5: Enrolment in Public Senior Secondary Schools by State, Location (Rural/Urban) and Gender: 2019/2020

State	URBAN			RURAL			SUM		
	Male	Female	Total	Male	Female	Total	Male	Female	Total
Abia	3869	6280	10149	15585	19212	34797	19454	25,492	44,946
Adamawa	19985	19400	39385	20132	16875	37007	40117	36,275	76,392
Akwa-Ibom	30,109	33,884	63993	46,343	50,346	96689	76452	84,230	160,682
Anambra	21480	24595	46075	9284	9897	19181	30764	34,492	65,256
Bauchi	28145	21019	49164	35866	20296	56162	64011	41,315	105,326
Bayelsa	4294	5001	9295	14341	13076	27417	18635	18,077	36,712
Benue	4367	3596	7963	7616	6280	13896	11983	9,876	21,859
Borno	29,806	24,587	54393	15,831	9,680	25511	45637	34,267	79,904
Cross River	3,614	3,614	7228	27,710	26,673	54383	31324	30,287	61,611
Delta	14,631	15,524	30155	38,080	40,366	78446	52711	55,890	108,601
Ebonyi	17,157	19,160	36317	15828	17299	33127	32985	36,459	69,444
Edo	13,161	21,511	34672	13,369	14,358	27727	26530	35,869	62,399
Ekiti	14,352	15,108	29460	6,783	6,507	13290	21135	21,615	42,750
Enugu	8,557	12,139	20696	20,186	25,192	45378	28743	37,331	66,074
FCT	14,571	14,811	29382	25,357	30,928	56285	39928	45,739	85,667
Gombe	22128	17308	39436	13234	9356	22590	35362	26,664	62,026
Imo	68124	70298	138422	112704	115467	228171	180828	185,765	366,593
Jigawa	45304	36001	81305	22138	9453	31591	67442	45,454	112,896
Kaduna	35,970	71,262	107232	41,500	50,652	92152	77470	121,914	199,384
Kano	79,244	53,808	133052	93,999	89,974	183973	173243	143,782	317,025
Katsina	62,355	48,094	110449	67,236	39,318	106554	129591	87,412	217,003
Kebbi	28157	21989	50146	27993	13904	41897	56150	35,893	92,043
Kogi	5,735	5,023	10758	17,403	15,290	32693	23138	20,313	43,451
Kwara	28,744	29,448	58192	14,624	12,170	26794	43368	41,618	84,986
Lagos	122,173	130,673	252846	29,198	28,298	57496	151371	158,971	310,342
Nassarawa	9,932	7,468	17400	21,040	13,961	35001	30972	21,429	52,401
Niger	45,406	43,958	89364	51,477	27,595	79072	96883	71,553	168,436
Ogun	75209	77691	152900	28406	26595	55001	103615	104,286	207,901
Ondo	28,277	30,673	58950	21,749	21,011	42760	50026	51,684	101,710
Osun	23294	25084	48378	10494	10530	21024	33788	35,614	69,402
Oyo	75294	78837	154131	25901	26071	51972	101195	104,908	206,103
Plateau	7,900	7,380	15280	14,760	11,766	26526	22660	19,146	41,806
Rivers	28980	34741	63721	51239	55022	106261	80219	89,763	169,982
Sokoto	28,713	21,050	49763	25,785	10,588	36373	54498	31,638	86,136
Taraba	9,479	8,064	17543	13,865	10,654	24519	23344	18,718	42,062
Yobe	16,529	7,918	24447	13,565	6,682	20247	30094	14,600	44,694
Zamfara	22598	15162	37760	20972	8978	29950	43570	24,140	67,710
National	1,097,643	1,082,159	2,179,802	1,051,593	920,320	1,971,913	2,149,236	2,002,479	4,151,715

4.2.4 Enrolment in Private Senior Secondary Schools by State, Location (Rural/Urban)

Table 4. 6: Enrolment in Private Senior Secondary Schools by State, Location (Rural/Urban) and Gender: 2019/2020

State	URBAN			RURAL			SUM		
	Male	Female	Total	Male	Female	Total	Male	Female	Total
Abia	17864	18273	36137	15305	15647	30952	33,169	33,920	67,089
Adamawa	12756	10618	23374	9242	7119	16361	21,998	17,737	39,735
Akwa-Ibom	10,717	11,181	21,898	26,387	27,224	53,611	37,104	38,405	75,509
Anambra	19327	21945	41272	13247	15532	28779	32,574	37,477	70,051
Bauchi	8602	9303	17905	6552	6058	12610	15,154	15,361	30,515
Bayelsa	5863	6807	12670	851	971	1822	6,714	7,778	14,492
Benue*	8959	8746	17705	13213	12269	25482	22,172	21,015	43,187
Borno	7852	7727	15579	2075	1737	3812	9,927	9,464	19,391
Cross River	7,526	7,967	15,493	19,058	17,995	37,053	26,584	25,962	52,546
Delta	14,302	15,870	30,172	3,618	4,066	7,684	17,920	19,936	37,856
Ebonyi	2516	2542	5058	8956	9907	18863	11,472	12,449	23,921
Edo	16,503	17,329	33,832	18,381	19,500	37,881	34,884	36,829	71,713
Ekiti	2,216	3,616	5,832	661	1,130	1,791	2,877	4,746	7,623
Enugu	8,090	10,136	18,226	20,291	23,176	43,467	28,381	33,312	61,693
FCT	2,785	3,530	6,315	698	963	1,661	3,483	4,493	7,976
Gombe	7157	6685	13842	3461	3076	6537	10,618	9,761	20,379
Imo	6745	8074	14819	37824	37173	74997	44,569	45,247	89,816
Jigawa	990	990	1980	15	15	30	1,005	1,005	2,010
Kaduna	13,568	13,447	27,015	4,376	4,306	8,681	17,944	17,753	35,697
Kano	19,008	22,836	41,844	1,465	1,769	3,234	20,473	24,605	45,078
Katsina	10,500	10,881	21,381	6,266	4,292	10,558	16,766	15,173	31,939
Kebbi	3608	3175	6783	140	175	315	3,748	3,350	7,098
Kogi*	4,339	5,165	9,504	10,083	17,750	27,834	14,422	22,915	37,337
Kwara	6,369	6,365	12,734	1,918	1,718	3,636	8,287	8,083	16,370
Lagos	42,098	45,876	87,974	32,549	32,106	64,655	74,647	77,982	152,629
Nassarawa	12,049	7,252	19,301	4,971	3,125	8,096	17,020	10,377	27,397
Niger	5,879	6,096	11,975	1,778	1,715	3,493	7,657	7,811	15,468
Ogun	45745	48634	94379	45084	48148	93232	90,829	96,782	187,611
Ondo	13,203	12,992	26,195	11,961	11,950	23,911	25,164	24,942	50,106
Osun	3925	4568	8493	1543	1700	3240	5,468	6,268	11,736
Oyo	28903	31055	59951	9109	9837	18946	38,012	40,892	78,904
Plateau	5,708	5,546	11,254	13,919	12,131	26,050	19,627	17,677	37,304
Rivers	12241	13420	25661	5337	5415	10752	17,578	18,835	36,413
Sokoto	3,069	3,010	6,079	338	263	601	3,407	3,273	6,680
Taraba	9,243	9,032	18,275	7,878	7,022	14,900	17,121	16,054	33,175
Yobe	9,939	10,791	20,730	438	491	929	10,377	11,282	21,659
Zamfara	4124	3058	6284	3363	781	1496	7,487	3,839	11,326
National	414,288	434,538	848,826	362,351	368,252	730,603	776,639	802,790	1,579,429

4.2.5 Enrolment in Public & Private Senior Secondary Schools by State, Location (Rural/Urban)

Table 4. 7: Enrolment in Public & Private Senior Secondary Schools by State, Location (Rural/Urban) and Gender: 2019/2020

State	URBAN			RURAL			SUM		
	Male	Female	Total	Male	Female	Total	Male	Female	Total
Abia	21,733	24,553	46,286	30,890	34,859	65,749	52,623	59,412	112,035
Adamawa	32,741	30,018	62,759	29,374	23,994	53,368	62,115	54,012	116,127
Akwa-Ibom	40,826	45,065	85,891	72,730	77,570	150,300	113,556	122,635	236,191
Anambra	40,807	46,540	87,347	22,531	25,429	47,960	63,338	71,969	135,307
Bauchi	36,747	30,322	67,069	42,418	26,354	68,772	79,165	56,676	135,841
Bayelsa	10,157	11,808	21,965	15,192	14,047	29,239	25,349	25,855	51,204
Benue	13,326	12,342	25,668	20,829	18,549	39,378	34,155	30,891	65,046
Borno	37,658	32,314	69,972	17,906	11,417	29,323	55,564	43,731	99,295
Cross River	11,140	11,581	22,721	46,768	44,668	91,436	57,908	56,249	114,157
Delta	28,933	31,394	60,327	41,698	44,432	86,130	70,631	75,826	146,457
Ebonyi	19,673	21,702	41,375	24,784	27,206	51,990	44,457	48,908	93,365
Edo	29,664	38,840	68,504	31,750	33,858	65,608	61,414	72,698	134,112
Ekiti	16,568	18,724	35,292	7,444	7,637	15,081	24,012	26,361	50,373
Enugu	16,647	22,275	38,922	40,477	48,368	88,845	57,124	70,643	127,767
FCT	17,356	18,341	35,697	26,055	31,891	57,946	43,411	50,232	93,643
Gombe	29,285	23,993	53,278	16,695	12,432	29,127	45,980	36,425	82,405
Imo	74,869	78,372	153,241	150,528	152,640	303,168	225,397	231,012	456,409
Jigawa	46,294	36,991	83,285	22,153	9,468	31,621	68,447	46,459	114,906
Kaduna	49,538	84,709	134,247	45,876	54,958	100,833	95,414	139,667	235,081
Kano	98,252	76,644	174,896	95,464	91,743	187,207	193,716	168,387	362,103
Katsina	72,855	58,975	131,830	73,502	43,610	117,112	146,357	102,585	248,942
Kebbi	31,765	25,164	56,929	28,133	14,079	42,212	59,898	39,243	99,141
Kogi	10,074	10,188	20,262	27,486	33,040	60,527	37,560	43,228	80,788
Kwara	35,113	35,813	70,926	16,542	13,888	30,430	51,655	49,701	101,356
Lagos	164,271	176,549	340,820	61,747	60,404	122,151	226,018	236,953	462,971
Nassarawa	21,981	14,720	36,701	26,011	17,086	43,097	47,992	31,806	79,798
Niger	51,285	50,054	101,339	53,255	29,310	82,565	104,540	79,364	183,904
Ogun	120,954	126,325	247,279	73,490	74,743	148,233	194,444	201,068	395,512
Ondo	41,480	43,665	85,145	33,710	32,961	66,671	75,190	76,626	151,816
Osun	27,219	29,652	56,871	12,037	12,230	24,264	39,256	41,882	81,138
Oyo	104,197	109,892	214,082	35,010	35,908	70,918	139,207	145,800	285,007
Plateau	13,608	12,926	26,534	28,679	23,897	52,576	42,287	36,823	79,110
Rivers	41,221	48,161	89,382	56,576	60,437	117,013	97,797	108,598	206,395
Sokoto	31,782	24,060	55,842	26,123	10,851	36,974	57,905	34,911	92,816
Taraba	18,722	17,096	35,818	21,743	17,676	39,419	40,465	34,772	75,237
Yobe	26,468	18,709	45,177	14,003	7,173	21,176	40,471	25,882	66,353
Zamfara	26,722	18,220	44,044	24,335	9,759	31,446	51,057	27,979	79,036
National	1,511,931	1,516,697	3,027,723	1,413,944	1,288,572	2,699,865	2,925,875	2,805,269	5,731,144

4.2.6 Enrolment by State, Age and Gender

Table 4. 8: Enrolment in Public Senior Secondary Schools by State, Age and Gender: 2019/2020

STATE	Below 15 year		15year		16year		17 year		Above 17		TOTAL		
	MALE	FEMALE	MALE	FEMALE	MALE	FEMALE	MALE	FEMALE	MALE	FEMALE	MALE	FEMALE	TOTAL
Abia	2364	3132	5233	6909	5861	7552	4474	5843	1522	2056	19454	25492	44946
ADAMAWA	6,687	6,469	10,373	9,738	9,173	8,825	7,122	7,094	6,762	4,149	40117	36275	76392
Akwa-Ibom	0	0	29,392	32,010	26,006	29,353	21,054	22,867	0	0	76452	84230	160682
Anambra	3226	3057	7079	7893	8470	10163	6951	8453	5038	4926	30764	34492	65256
Bauchi	5,876	4,667	12,850	9,320	18,517	12,434	17,381	9,841	9,387	5,053	64011	41315	105326
BAYELSA	0	0	2,211	2,749	13,245	12,820	3,179	2,508	0	0	18635	18077	36712
BENUE	731	453	1,899	1,680	3,838	3,924	3,920	3,387	1,595	432	11983	9876	21859
BORNO	3498	2732	9569	7180	11105	10087	11378	8313	10087	5955	45637	34267	79904
CROSS RIVER	5794	5608	7343	7443	7084	6607	6123	6551	4980	4078	31324	30287	61611
DELTA	0	0	20,067	21,215	19,149	20,771	13,495	13,904	0	0	52711	55890	108601
EBONYI	7,978	7,181	9,239	10,720	6454	8347	4657	3857	4657	6354	32985	36459	69444
EDO			9463	12112	9477	13843	7590	9914			26530	35869	62399
Ekiti	2431	3005	6306	6385	5679	5430	4130	4043	2589	2752	21135	21615	42750
ENUGU	1,746	3,455	6,715	9,508	8,424	10,857	7,778	9,347	4,080	4,164	28743	37331	66074
FCT	7084	8938	10471	11608	10920	12097	7068	8472	4385	4624	39928	45739	85667
Gombe	2,876	2,792	6,286	5,947	10,237	7,757	9,775	6,458	6,188	3,710	35362	26664	62026
IMO	18,229	18,879	66,578	68,220	35,924	37,090	42,153	43,307	17,944	18,269	180828	185765	366593
Jigawa	3673	2820	15040	11000	21301	13745	17336	11765	10092	6124	67442	45454	112896
KADUNA	5,043	14,756	23,828	24,366	20,063	31,298	18,106	28,526	10,430	22,968	77470	121914	199384
Kano	7909	6236	31612	31801	52361	44135	53991	43555	27370	18055	173243	143782	317025
KATSINA	9130	6970	25633	19824	35735	24453	37599	24258	21494	11907	129591	87412	217003
KEBBI	3645	2850	10708	7829	15012	9976	14361	8168	12424	7070	56150	35893	92043
Kogi	2505	2500	4802	4200	6544	5964	5666	5133	3621	2516	23138	20313	43451
KWARA	6489	6841	9577	9915	8788	8708	8986	7097	9528	9057	43368	41618	84986
LAGOS	23548	30587	35547	41256	45658	48521	30975	23022	15643	15585	151371	158971	310342
NASARAWA	2011	1782	10181	7270	8175	5458	8390	5575	2215	1344	30972	21429	52401
Niger	8886	8126	20721	16016	26705	20483	23124	15514	17447	11414	96883	71553	168436
Ogun	10876	11654	23454	23111	14875	15432	22342	23423	32068	30666	103615	104286	207901
Ondo	17048	18026	17699	18022	13379	13732	1900	1904			50026	51684	101710
OSUN	5498	6426	6240	6901	10526	10825	7479	7636	4045	3826	33788	35614	69402
OYO	15465	16670	24007	25533	27496	29221	20741	20757	13486	12727	101195	104908	206103
Plateau	2249	2269	4764	4241	6103	5119	5452	4404	4092	3113	22660	19146	41806
RIVERS	14611	17399	20116	23236	21164	23197	15615	16723	8713	9208	80219	89763	169982
SOKOTO	3119	2706	20325	11795	14369	7765	16685	9372	0	0	54498	31638	86136
TARABA	2786	3676	5236	4705	5628	3781	5733	4913	3961	1643	23344	18718	42062
YOBE	2442	65	7705	5262	9339	4193	7206	2019	3402	3061	30094	14600	44694
ZAMFARA	3280	2611	7911	5515	11431	7302	11721	4662	9227	4050	43570	24140	67710
NATIONA	218733	235338	546180	532435	584215	551265	511636	442585	288472	240856	2149236	2002479	4151715

4.2.7 Enrolment in Private Senior Secondary Schools by State, Age

Table 4. 9: Enrolment in Private Senior Secondary Schools by State, Age and Gender: 2019/2020

STATE	Below 15 year		15year		16year		17 year		Above 17		TOTAL		
	MALE	FEMALE	MALE	FEMALE	MALE	FEMALE	MALE	FEMALE	MALE	FEMALE	MALE	FEMALE	TOTAL
	Abia	4200	4225	9192	9288	9668	9916	7443	7717	2666	2774	33169	33920
ADAMAWA	3,745	3,235	6,307	5,163	6,028	4,626	4,552	3,289	1,366	1,424	21998	17737	39735
Akwa-Ibom	0	0	11,735	12,692	11,721	12,738	13,648	12,975	0	0	37104	38405	75509
Anambra	3486	4184	8069	8990	8670	9922	8169	9810	4180	4571	32574	37477	70051
Bauchi	1,574	1,580	3362	3279	4,001	4,171	3,363	3,306	2854	3025	15154	15361	30515
BAYELSA	530	686	3199	3808	1180	1314	1,722	1,878	83	92	6714	7778	14492
BENUE	1,470	1,800	4,319	3,525	5,260	4,925	5,970	5,966	5,153	4,799	22172	21015	43187
BORNO	1042	1238	2392	2294	2844	2728	2238	2094	1411	1110	9927	9464	19391
CROSS RIVER	1666	2060	7964	7073	8571	7001	7910	8060	473	1768	26584	25962	52546
Delta	0	0	6,107	6,829	6,210	6,818	5,603	6,289	0	0	17920	19936	37856
EBONYI	1400	1666	2625	2859	3632	3824	2713	2852	1102	1248	11472	12449	23921
EDO			7894	9419	13512	13293	13478	14117			34884	36829	71713
Ekiti	1084	1402	369	665	1058	1550	254	916	112	213	2877	4746	7623
ENUGU	1,117	1,337	8,553	10,136	9,145	10,376	7,940	9,612	1,626	1,851	28381	33312	61693
FCT	1253	2448	1086	1188	643	281	186	332	315	244	3483	4493	7976
Gombe	910	1071	2437	2235	3310	2977	2719	2524	1242	954	10618	9761	20379
IMO	4,322	5,094	15,599	14,608	10,059	10,384	11,600	11,604	2,989	3,557	44569	45247	89816
Jigawa	22	45	293	287	305	294	247	319	138	60	1005	1005	2010
KADUNA	2,548	2,770	4,943	5,185	5,255	5,090	3,468	3,346	1,730	1,362	17944	17753	35697
Kano	3443	3322	3602	4769	3813	5869	5292	6533	4323	4112	20473	24605	45078
KATSINA	1144	1361	4055	4026	4644	4224	3742	3363	3181	2199	16766	15173	31939
KEBBI	480	436	933	903	995	834	893	665	447	512	3748	3350	7098
Kogi	443	542	4280	7100	4449	7223	4448	7085	802	965	14422	22915	37337
KWARA	1205	778	2187	2122	2102	2248	2081	2168	712	767	8287	8083	16370
Lagos	11,548	5,526	12,418	13,958	25,847	29,514	22,621	26,541	2,213	2,443	74647	77982	152629
NASARAWA	2501	578	5718	3712	3009	1171	3386	3113	2406	1803	17020	10377	27397
Niger	1005	1032	1889	2119	2051	2140	1642	1513	1070	1007	7657	7811	15468
Ogun	12343	15653	11987	13452	23112	29786	34237	22349	9150	15542	90829	96782	187611
Ondo	8,306	8,067	8,614	8,631	8,244	8,244					25164	24942	50106
OSUN	960	1227	1474	1690	1454	1693	1009	1050	571	608	5468	6268	11736
OYO	10687	12300	11150	11929	9922	10167	4461	4634	1792	1862	38012	40892	78904
Plateau	6654	5532	5624	5833	2303	2198	2211	1911	2835	2203	19627	17677	37304
RIVERS	4757	5335	5309	5615	4767	5074	1934	1987	811	824	17578	18835	36413
SOKOTO	0	0	0	1076	2395	1177	413	801	599	219	3407	3273	6680
TARABA	2102	1593	3928	3794	4825	4844	5101	4806	1165	1017	17121	16054	33175
YOBE	410	579	3151	3336	3299	3331	2892	3015	625	1021	10377	11282	21659
ZAMFARA	445	548	2589	924	2041	933	1829	699	583	735	7487	3839	11326
NATIONAL	98802	99250	195353	204512	220344	232898	201415	199239	60725	66891	776639	802790	1579429

4.2.8 Enrolment in Public and Private Senior Secondary Schools by State, Age and Gender

Table 4. 10: Enrolment in Public and Private Senior Secondary Schools by State, Age and Gender: 2019/2020

STATE	Below 15 year		15year		16year		17 year		Above 17		TOTAL		TOTAL
	MALE	FEMALE	MALE	FEMALE	MALE	FEMALE	MALE	FEMALE	MALE	FEMALE	MALE	FEMALE	
Abia	6564	7357	14425	16197	15529	17468	11917	13560	4188	4830	52623	59412	112035
Adamawa	10432	9704	16680	14901	15201	13451	11674	10383	8128	5573	62115	54012	116127
Akwa-Ibom	0	0	41127	44702	37727	42091	34702	35842	0	0	113556	122635	236191
Anambra	6712	7241	15148	16883	17140	20085	15120	18263	9218	9497	63338	71969	135307
Bauchi	7450	6247	16212	12599	22518	16605	20744	13147	12241	8078	79165	56676	135841
Bayelsa	530	686	5410	6557	14425	14134	4901	4386	83	92	25349	25855	51204
Benue	2201	2253	6218	5205	9098	8849	9890	9353	6748	5231	34155	30891	65046
Borno	4540	3970	11961	9474	13949	12815	13616	10407	11498	7065	55564	43731	99295
Cross River	7460	7668	15307	14516	15655	13608	14033	14611	5453	5846	57908	56249	114157
Delta	0	0	26174	28044	25359	27589	19098	20193	0	0	70631	75826	146457
Ebonyi	9378	8847	11864	13579	10086	12171	7370	6709	5759	7602	44457	48908	93365
Edo	0	0	17357	21531	22989	27136	21068	24031	0	0	61414	72698	134112
Ekiti	3515	4407	6675	7050	6737	6980	4384	4959	2701	2965	24012	26361	50373
Enugu	2863	4792	15268	19644	17569	21233	15718	18959	5706	6015	57124	70643	127767
FCT	8337	11386	11557	12796	11563	12378	7254	8804	4700	4868	43411	50232	93643
Gombe	3786	3863	8723	8182	13547	10734	12494	8982	7430	4664	45980	36425	82405
Imo	22551	23973	82177	82828	45983	47474	53753	54911	20933	21826	225397	231012	456409
Jigawa	3695	2865	15333	11287	21606	14039	17583	12084	10230	6184	68447	46459	114906
Kaduna	7591	17526	28771	29551	25318	36388	21574	31872	12160	24330	95414	139667	235081
Kano	11352	9558	35214	36570	56174	50004	59283	50088	31693	22167	193716	168387	362103
Katsina	10274	8331	29688	23850	40379	28677	41341	27621	24675	14106	146357	102585	248942
Kebbi	4125	3286	11641	8732	16007	10810	15254	8833	12871	7582	59898	39243	99141
Kogi	2948	3042	9082	11300	10993	13187	10114	12218	4423	3481	37560	43228	80788
Kwara	7694	7619	11764	12037	10890	10956	11067	9265	10240	9824	51655	49701	101356
Lagos	35096	36113	47965	55214	71505	78035	53596	49563	17856	18028	226018	236953	462971
Nassarawa	4512	2360	15899	10982	11184	6629	11776	8688	4621	3147	47992	31806	79798
Niger	9891	9158	22610	18135	28756	22623	24766	17027	18517	12421	104540	79364	183904
Ogun	23219	27307	35441	36563	37987	45218	56579	45772	41218	46208	194444	201068	395512
Ondo	25354	26093	26313	26653	21623	21976	1900	1904	0	0	75190	76626	151816
Osun	6458	7653	7714	8591	11980	12518	8488	8686	4616	4434	39256	41882	81138
Oyo	26152	28970	35157	37462	37418	39388	25202	25391	15278	14589	139207	145800	285007
Plateau	8903	7801	10388	10074	8406	7317	7663	6315	6927	5316	42287	36823	79110
Rivers	19368	22734	25425	28851	25931	28271	17549	18710	9524	10032	97797	108598	206395
Sokoto	3119	2706	20325	12871	16764	8942	17098	10173	599	219	57905	34911	92816
Taraba	4888	5269	9164	8499	10453	8625	10834	9719	5126	2660	40465	34772	75237
Yobe	2852	644	10856	8598	12638	7524	10098	5034	4027	4082	40471	25882	66353
Zamfara	3725	3159	10500	6439	13472	8235	13550	5361	9810	4785	51057	27979	79036
National	317535	334588	741533	736947	804559	784163	713051	641824	349197	307747	2925875	2805269	5731144

4.2.9 Enrolment in Public Senior Secondary Schools by State

Table 4. 11: Enrolment in Public Senior Secondary Schools by State, Class and Gender: 2019/2020

STATE	No. of Schools	SSS 1			SSS 2			SSS 3			TOTAL		
		Male	Female	Total	Male	Female	Total	Male	Female	Total	Male	Female	Total
Abia	250	6425	8694	15119	6999	8649	15648	6030	8149	14179	19,454	25,492	44,946
Adamawa	311	12783	11090	23873	14826	13867	28693	12508	11318	23826	40,117	36,275	76,392
Akwa-Ibom	261	29,392	32,010	61402	26,006	29,353	55359	21,054	22,867	43921	76,452	84,230	160,682
Anambra	262	12259	13163	25422	9864	11299	21163	8641	10030	18671	30,764	34,492	65,256
Bauchi	191	21537	14266	35803	21313	14322	35635	21161	12727	33888	64,011	41,315	105,326
Bayelsa	211	3836	3799	7635	6596	6409	13005	8203	7869	16072	18,635	18,077	36,712
Benue	308	4064	3321	7385	4035	3321	7356	3884	3234	7118	11,983	9,876	21,859
Borno	308	15,858	12,042	27900	14,895	11,934	26829	14,884	10,291	25175	45,637	34,267	79,904
Cross River	349	10,546	10,014	20560	10,047	9,022	19069	10,731	11,251	21982	31,324	30,287	61,611
Delta	468	20,067	21,215	41282	19,149	20,771	39920	13,495	13,904	27399	52,711	55,890	108,601
Ebonyi	227	12,763	16,334	29097	13,641	13285	26926	6581	6840	13421	32,985	36,459	69,444
Edo	235	9,463	12,112	21575	9,477	13,843	23320	7,590	9,914	17504	26,530	35,869	62,399
Ekiti	214	9,078	9,615	18693	5,897	5,741	11638	6,160	6,259	12419	21,135	21,615	42,750
Enugu	332	10,847	13,609	24456	8,944	11,563	20507	8,952	12,159	21111	28,743	37,331	66,074
FCT	89	17,471	19,198	36669	14,597	16,894	31491	7,860	9,647	17507	39,928	45,739	85,667
Gombe	141	12933	9964	22897	12887	9502	22389	9542	7198	16740	35,362	26,664	62,026
Imo	300	60,615	62,020	122635	60,116	62,169	122285	60,097	61,576	121673	180,828	185,765	366,593
Jigawa	216	26687	17621	44308	21884	15221	37105	18871	12612	31483	67,442	45,454	112,896
Kaduna	370	28,889	42,886	71775	28,900	41,499	70399	19,681	37,529	57210	77,470	121,914	199,384
Kano	712	62,994	54,837	117831	56,509	47,096	103605	53,740	41,849	95589	173,243	143,782	317,025
Katsina	252	48,151	33,151	81302	42,111	28,927	71038	39,329	25,334	64663	129,591	87,412	217,003
Kebbi	178	19516	14001	33517	20577	12488	33065	16057	9404	25461	56,150	35,893	92,043
Kogi	285	7,836	6,814	14650	7,402	6,437	13839	7,900	7,062	14962	23,138	20,313	43,451
Kwara	376	14,683	14,173	28856	15,194	14,810	30004	13,491	12,635	26126	43,368	41,618	84,986
Lagos	328	69,138	68,583	137721	50,737	55,977	106714	31,496	34,411	65907	151,371	158,971	310,342
Nassarawa	302	13,865	11,026	24891	7,764	4,916	12680	9,343	5,487	14830	30,972	21,429	52,401
Niger	257	32,365	25,012	57377	33,961	25,150	59111	30,557	21,391	51948	96,883	71,553	168,436
Ogun	511	35319	36214	71533	37647	36065	73712	30649	32007	62656	103,615	104,286	207,901
Ondo	321	17,823	18,791	36614	18,284	18,621	36905	13,919	14,272	28191	50,026	51,684	101,710
Osun	394	12587	13650	26237	12453	12989	25442	8748	8975	17723	33,788	35,614	69,402
Oyo	568	37346	37862	75208	34905	36695	71600	28944	30351	59295	101,195	104,908	206,103
Plateau	305	8,394	7,086	15480	7,666	6,488	14154	6,600	5,572	12172	22,660	19,146	41,806
Rivers	289	27666	31311	58977	26303	29841	56144	26250	28611	54861	80,219	89,763	169,982
Sokoto	142	18,507	11,028	29535	18,920	11,063	29983	17,071	9,547	26618	54,498	31,638	86,136
Taraba	267	6,769	5,330	12099	8,737	7,075	15812	7,838	6,313	14151	23,344	18,718	42,062
Yobe	49	11,225	5,682	16907	10,892	4,659	15551	7,977	4,259	12236	30,094	14,600	44,694
Zamfara	162	15554	8645	24199	14295	8180	22475	13721	7315	21036	43,570	24,140	67,710
National	10,741	785,251	736,169	1521420	734,430	686,141	1420571	629,555	580,169	1209724	2,149,236	2,002,479	4,151,715

4.2.10 Enrolment in Private Senior Secondary Schools by State

Table 4. 12: Enrolment in Private Senior Secondary Schools by State, Class and Gender, 2019/2020

STATE	No. of Schools	SSS 1			SSS 2			SSS 3			TOTAL		
		Male	Female	Total	Male	Female	Total	Male	Female	Total	Male	Female	Total
Abia	680	11973	11962	23935	10731	11067	21798	10465	10891	21356	33,169	33,920	67,089
Adamawa	203	8010	6472	14482	7674	6105	13779	6314	5160	11474	21,998	17,737	39,735
Akwa-Ibom	354	11,735	12,692	24427	11,721	12,738	24459	13,648	12,975	26623	37,104	38,405	75,509
Anambra	686	10175	11518	21693	11211	12908	24119	11188	13051	24239	32,574	37,477	70,051
Bauchi	259	5623	5837	11460	5062	5130	10192	4469	4394	8863	15,154	15,361	30,515
Bayelsa	274	3295	4181	7476	2389	2488	4877	1030	1109	2139	6,714	7,778	14,492
Benue	1,580	7673	7268	14941	7385	7029	14414	7114	6718	13832	22,172	21,015	43,187
Borno	293	3,789	3,762	7551	3,339	3,181	6520	2,799	2,521	5320	9,927	9,464	19,391
Cross River	496	8,321	7,884	16205	8,264	7,518	15782	9,999	10,560	20559	26,584	25,962	52,546
Delta	484	6,107	6,829	12936	6,210	6,818	13028	5,603	6,289	11892	17,920	19,936	37,856
Ebonyi	292	3925	4546	8471	3871	4032	7903	3676	3871	7547	11,472	12,449	23,921
Edo	626	7894	9419	17313	13512	13293	26805	13478	14117	27595	34,884	36,829	71,713
Ekiti	624	1,588	2,384	3972	662	797	1459	627	1,565	2192	2,877	4,746	7,623
Enugu	606	9,970	11,502	21472	9,478	10,984	20462	8,933	10,826	19759	28,381	33,312	61,693
FCT	98	1,340	1,719	3059	1,115	1,475	2590	1,028	1,299	2327	3,483	4,493	7,976
Gombe	165	3625	3383	7008	3678	3370	7048	3315	3008	6323	10,618	9,761	20,379
Imo	407	14,789	14,901	29690	15,191	15,185	30376	14,589	15,161	29750	44,569	45,247	89,816
Jigawa	298	346	349	695	352	329	681	307	327	634	1,005	1,005	2,010
Kaduna	643	6,702	6,766	13468	6,123	5,987	12110	5,119	5,000	10119	17,944	17,753	35,697
Kano	1,340	8,022	9,526	17548	6,868	8,041	14909	5,583	7,038	12621	20,473	24,605	45,078
Katsina	169	6,469	6,257	12726	5,622	4,958	10580	4,675	3,958	8633	16,766	15,173	31,939
Kebbi	29	1472	1302	2774	1299	1091	2390	977	957	1934	3,748	3,350	7,098
Kogi	231	4,932	6,114	11046	4,823	7,860	12682.5	4,668	8,941	13608.5	14,422	22,915	37,337
Kwara	263	3,709	3,617	7326	2,489	2,425	4914	2,089	2,041	4130	8,287	8,083	16,370
Lagos	818	25,320	26,373	51693	24,926	26,583	51509	24,401	25,026	49427	74,647	77,982	152,629
Nassarawa	641	7,211	7,152	14363	6,021	1,432	7453	3,788	1,793	5581	17,020	10,377	27,397
Niger	211	3,017	3,036	6053	2,618	2,681	5299	2,022	2,094	4116	7,657	7,811	15,468
Ogun	1,630	26013	27452	53465	29022	30880	59902	35794	38450	74244	90,829	96,782	187,611
Ondo	468	8,306	8,067	16373	8,614	8,631	17245	8,244	8,244	16488	25,164	24,942	50,106
Osun	145	2016	2244	4260	1853	2095	3948	1599	1929	3528	5,468	6,268	11,736
Oyo	4,691	12663	13661	26324	12782	13777	26559	12567	13454	26021	38,012	40,892	78,904
Plateau	361	7,398	6,581	13979	6,679	5,988	12667	5,550	5,108	10658	19,627	17,677	37,304
Rivers	546	6557	6924	13481	5771	6291	12062	5250	5620	10870	17,578	18,835	36,413
Sokoto	2,216	1,470	1,406	2876	1,175	1,155	2330	762	712	1474	3,407	3,273	6,680
Taraba	322	5,801	5,337	11138	6,024	5,685	11709	5,296	5,032	10328	17,121	16,054	33,175
Yobe	90	3,715	4,222	7937	3,466	3,792	7258	3,196	3,268	6464	10,377	11,282	21,659
Zamfara	95	1514	1780	3294	3655	1167	4822	2318	892	3210	7,487	3,839	11,326
National	23,334	262,485	274,425	536,910	261,675	264,966	526,641	252,480	263,399	515,879	776,639	802,790	1,579,429

4.2.11 Enrolment in Public & Private Senior Secondary Schools by State

Table 4. 13: Enrolment in Public & Private Senior Secondary Schools by State, Class and Gender 2019/2020

STATE	No. of Schools	SSS 1			SSS 2			SSS 3			TOTAL		
		Male	Female	Total	Male	Female	Total	Male	Female	Total	Male	Female	Total
Abia	930	18,398	20,656	39,054	17,730	19,716	37,446	16,495	19,040	35,535	52,623	59,412	112,035
Adamawa	514	20,793	17,562	38,355	22,500	19,972	42,472	18,822	16,478	35,300	62,115	54,012	116,127
Akwa-Ibom	615	41,127	44,702	85,829	37,727	42,091	79,818	34,702	35,842	70,544	113,556	122,635	236,191
Anambra	948	22,434	24,681	47,115	21,075	24,207	45,282	19,829	23,081	42,910	63,338	71,969	135,307
Bauchi	450	27,160	20,103	47,263	26,375	19,452	45,827	25,630	17,121	42,751	79,165	56,676	135,841
Bayelsa	485	7,131	7,980	15,111	8,985	8,897	17,882	9,233	8,978	18,211	25,349	25,855	51,204
Benue	1888	11,737	10,589	22,326	11,420	10,350	21,770	10,998	9,952	20,950	34,155	30,891	65,046
Borno	601	19,647	15,804	35,451	18,234	15,115	33,349	17,683	12,812	30,495	55,564	43,731	99,295
Cross River	845	18,867	17,898	36,765	18,311	16,540	34,851	20,730	21,811	42,541	57,908	56,249	114,157
Delta	952	26,174	28,044	54,218	25,359	27,589	52,948	19,098	20,193	39,291	70,631	75,826	146,457
Ebonyi	519	16,688	20,880	37,568	17,512	17,317	34,829	10,257	10,711	20,968	44,457	48,908	93,365
Edo	861	17,357	21,531	38,888	22,989	27,136	50,125	21,068	24,031	45,099	61,414	72,698	134,112
Ekiti	838	10,666	11,999	22,665	6,559	6,538	13,097	6,787	7,824	14,611	24,012	26,361	50,373
Enugu	938	20,817	25,111	45,928	18,422	22,547	40,969	17,885	22,985	40,870	57,124	70,643	127,767
FCT	187	18,811	20,917	39,728	15,712	18,369	34,081	8,888	10,946	19,834	43,411	50,232	93,643
Gombe	306	16,558	13,347	29,905	16,565	12,872	29,437	12,857	10,206	23,063	45,980	36,425	82,405
Imo	707	75,404	76,921	152,325	75,307	77,354	152,661	74,686	76,737	151,423	225,397	231,012	456,409
Jigawa	514	27,033	17,970	45,003	22,236	15,550	37,786	19,178	12,939	32,117	68,447	46,459	114,906
Kaduna	1013	35,591	49,652	85,243	35,023	47,486	82,509	24,800	42,529	67,329	95,414	139,667	235,081
Kano	2052	71,016	64,363	135,379	63,377	55,137	118,514	59,323	48,887	108,210	193,716	168,387	362,103
Katsina	421	54,620	39,408	94,028	47,733	33,885	81,618	44,004	29,292	73,296	146,357	102,585	248,942
Kebbi	207	20,988	15,303	36,291	21,876	13,579	35,455	17,034	10,361	27,395	59,898	39,243	99,141
Kogi	516	12,768	12,928	25,696	12,225	14,297	26,522	12,568	16,003	28,571	37,560	43,228	80,788
Kwara	639	18,392	17,790	36,182	17,683	17,235	34,918	15,580	14,676	30,256	51,655	49,701	101,356
Lagos	1146	94,458	94,956	189,414	75,663	82,560	158,223	55,897	59,437	115,334	226,018	236,953	462,971
Nassarawa	943	21,076	18,178	39,254	13,785	6,348	20,133	13,131	7,280	20,411	47,992	31,806	79,798
Niger	468	35,382	28,048	63,430	36,579	27,831	64,410	32,579	23,485	56,064	104,540	79,364	183,904
Ogun	2141	61,332	63,666	124,998	66,669	66,945	133,614	66,443	70,457	136,900	194,444	201,068	395,512
Ondo	789	26,129	26,858	52,987	26,898	27,252	54,150	22,163	22,516	44,679	75,190	76,626	151,816
Osun	539	14,603	15,894	30,497	14,306	15,084	29,390	10,347	10,904	21,251	39,256	41,882	81,138
Oyo	5259	50,009	51,523	101,532	47,687	50,472	98,159	41,511	43,805	85,316	139,207	145,800	285,007
Plateau	666	15,792	13,667	29,459	14,345	12,476	26,821	12,150	10,680	22,830	42,287	36,823	79,110
Rivers	835	34,223	38,235	72,458	32,074	36,132	68,206	31,500	34,231	65,731	97,797	108,598	206,395
Sokoto	2358	19,977	12,434	32,411	20,095	12,218	32,313	17,833	10,259	28,092	57,905	34,911	92,816
Taraba	589	12,570	10,667	23,237	14,761	12,760	27,521	13,134	11,345	24,479	40,465	34,772	75,237
Yobe	139	14,940	9,904	24,844	14,358	8,451	22,809	11,173	7,527	18,700	40,471	25,882	66,353
Zamfara	257	17,068	10,425	27,493	17,950	9,347	27,297	16,039	8,207	24,246	51,057	27,979	79,036
National	34075	1,047,736	1,010,594	2,058,330	996,105	951,107	1,947,212	882,035	843,568	1,725,603	2,925,875	2,805,269	5,731,144

4.3 Statistics of Teachers

4.3.1 Summary of Senior Secondary School Teachers

Table 4. 14: National Summary of Senior Secondary School Teachers and Qualified Teachers by Gender:
2015/2016 - 2019/2020

year	Public			Private			Total		
	M	F	T	M	F	T	M	F	T
2015/2016	80416	56452	136868	125533	135874	261407	205,949	192,326	398,275
2016/2017	198052	166562	364614	120530	107471	228001	318582	274033	592615
2017/2018	94884	74411	169295	110658	113749	224407	205542	188160	393702
2018/2019	105891	91728	197619	98371	130572	228943	204262	222300	426562
2019/2020	95688	78115	173803	125934	152264	278198	221622	230379	452001

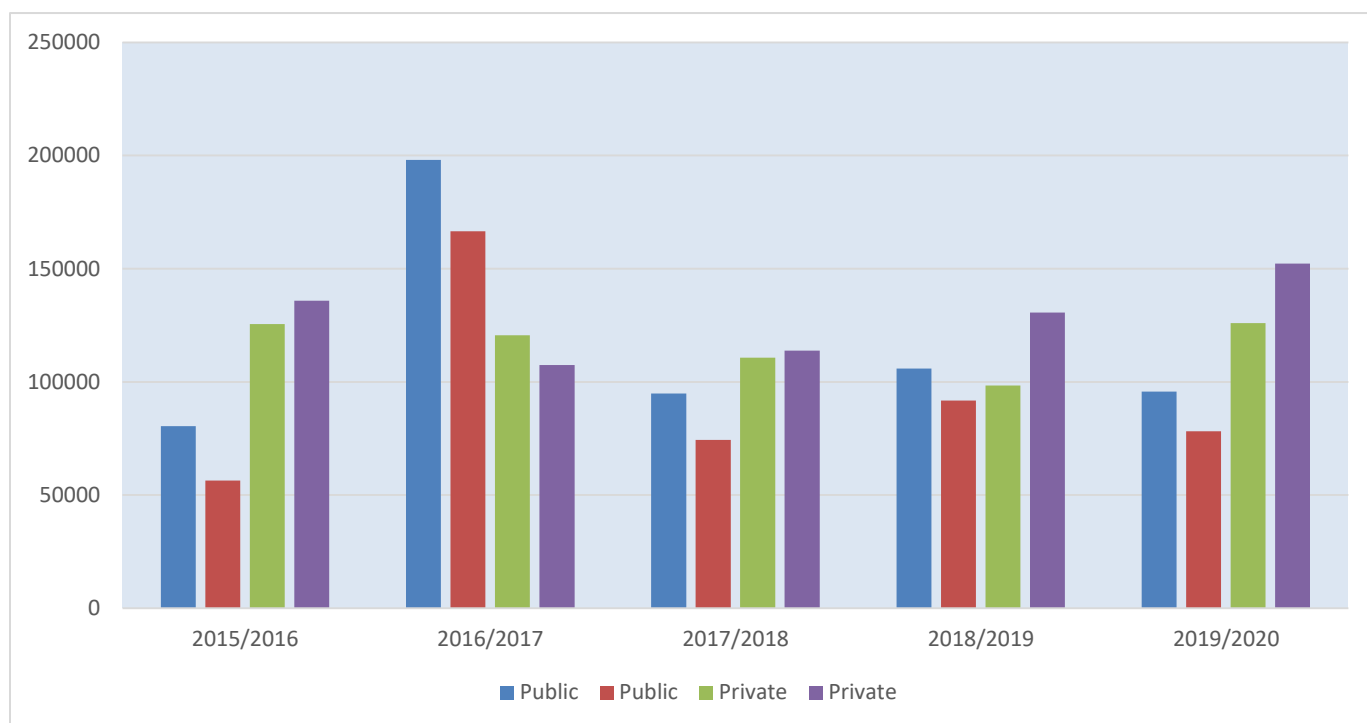


Figure 4. 4: Number of Teachers in Public and Private Senior Secondary Schools by Gender: 2015/2016 - 2019/2020

4.3.2 Teachers in Public and Private Senior Secondary

Table 4. 15: Teachers in Public and Private Senior Secondary Schools by State and Gender: 2019/2020

State	PUBLIC			PRIVATE			TOTAL		
	Male	Female	Total	Male	Female	Total	Male	Female	Total
Abia	508	1068	1576	2916	3538	6454	3424	4606	8030
Adamawa	4611	1785	6396	2468	1303	3771	7079	3088	10167
Akwa-Ibom	3353	3822	7175	2849	3174	6023	6202	6996	13198
Anambra	655	3720	4375	3086	4409	7495	3741	8129	11870
Bauchi	3059	1110	4169	1721	1011	2732	4780	2121	6901
Bayelsa	225	154	379	481	407	888	706	561	1267
Benue	1064	227	1291	2054	641	2695	3118	868	3986
Borno	0	0	0	9079	2903	11982	9079	2903	11982
Cross River	10031	3309	13340	9079	2903	11982	19110	6212	25322
Delta	2762	5432	8194	2242	2429	4671	5004	7861	12865
Ebonyi	2950	4688	7638	2301	1641	3942	5251	6329	11580
Edo	963	687	1650	5322	4341	9663	6285	5028	11313
Ekiti	3526	5945	9471	454	703	1157	3980	6648	10628
Enugu	1280	3147	4427	2184	4147	6331	3464	7294	10758
FCT	2219	2965	5184	134	57	191	2353	3022	5375
Gombe	1937	897	2834	4651	3025	7676	6588	3922	10510
Imo	921	2063	2984	2521	2600	5121	3442	4663	8105
Jigawa	2343	213	2556	0	0	0	2343	213	2556
Kaduna	2436	1542	3978	2459	1285	3744	4895	2827	7722
Kano	3045	341	3386	1770	1061	2831	4815	1402	6217
Katsina	3997	808	4805	1470	487	1957	5467	1295	6762
Kebbi	1335	391	1726	0	0	0	1335	391	1726
Kogi	2144	1248	3392	2413	1494	3907	4557	2742	7299
Kwara	3764	3663	7427	3304	4014	7318	7068	7677	14745
Lagos	3917	5261	9178	12529	43733	56262	16446	48994	65440
Nassarawa	1900	1050	2950	4285	1895	6180	6185	2945	9130
Niger	0	0	0	0	0	0	0	0	0
Ogun	2200	1487	3687	5026	5779	10805	7226	7266	14492
Ondo	3970	3379	7349	1453	1389	2842	5423	4768	10191
Osun	1238	1547	2785	752	594	1346	1990	2141	4131
Oyo	4261	4559	8820	19633	38787	58420	23894	43346	67240
Plateau	2609	1160	3769	3219	1169	4388	5828	2329	8157
Rivers	3471	3179	6650	4303	4787	9090	7774	7966	15740
Sokoto	1944	570	2514	960	900	1860	2904	1470	4374
Taraba	7990	5927	13917	4468	2489	6957	12458	8416	20874
Yobe	1216	254	1470	1987	1697	3684	3203	1951	5154
Zamfara	1844	517	2361	2361	1472	3833	4205	1989	6194
National	95688	78115	173803	125934	152264	278198	221622	230379	452001

4.3.3 Teachers by Qualification

Table 4. 16: Summary of Public and Private senior secondary school Teachers, Qualified Teachers and % of Qualified Teachers by Gender: 2015/2016 - 2019/2020

Year	All Teachers			Qualified Teachers		
	Male	Female	Total	Male	Female	Total
2015/2016	80,416	56,452	136,868	68,553	49,440	117,993
2016/2017	100,365	74,255	174,620	66,463	48,546	115,009
2017/2018	205,542	188,160	393,702	124,939	101,633	226,572
2018/2019	204,262	222,300	426,562	150,207	150,599	300,806
2019/2020	221,622	230,379	452,001	172,996	170,792	343,788

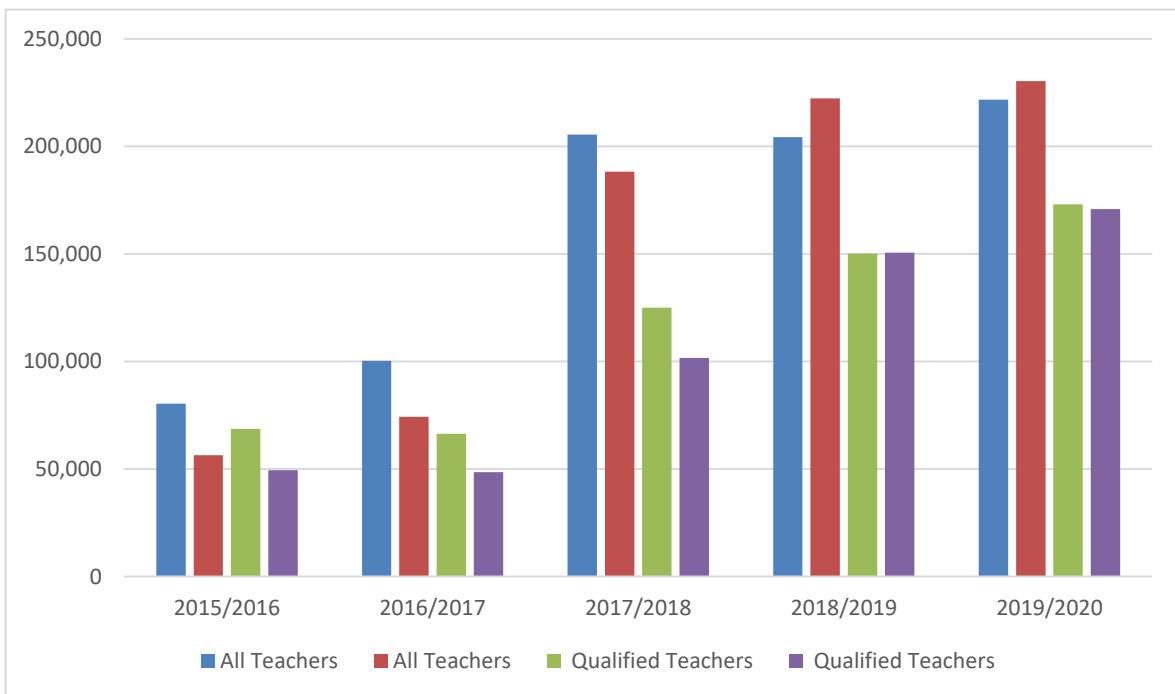


Figure 4. 5 : Summary of Public and Private senior secondary school Teachers, Qualified Teachers and % of Qualified Teachers by Gender: 2015/2016 - 2019/2020

4.3.4 Number and Proportion of Qualified Teachers in Public Senior Secondary Schools

Table 4. 17: Number and Proportion of Qualified Teachers in Public Senior Secondary Schools by State and Gender: 2019/2020

State	ALL TEACHER			QUALIFIED TEACHERS		
	M	F	T	M	F	T
Abia	508	1068	1576	508	1028	1536
Adamawa	4611	1785	6396	2538	625	3163
Akwa-Ibom	3353	3822	7175	3353	3822	7175
Anambra	655	3720	4375	548	3074	3622
Bauchi	3059	1110	4169	2522	971	3493
Bayelsa	225	154	379	47	31	78
Benue	1064	227	1291	275	100	375
Borno	0	0	0	0	0	0
Cross River	10031	3309	13340	4178	1155	5333
Delta	2762	5432	8194	2762	5432	8194
Ebonyi	2950	4688	7638	2280	3150	5430
Edo	963	687	1650	935	652	1587
Ekiti	3526	5945	9471	605	494	1099
Enugu	1280	3147	4427	1239	3090	4329
FCT	2219	2965	5184	1992	2722	4714
Gombe	1937	897	2834	1526	725	2251
Imo	921	2063	2984	870	2030	2900
Jigawa	2343	213	2556	2201	176	2377
Kaduna	2436	1542	3978	1825	1023	2848
Kano	3045	341	3386	2958	318	3276
Katsina	3997	808	4805	2744	574	3318
Kebbi	1335	391	1726	1096	321	1417
Kogi	2144	1248	3392	1730	1049	2779
Kwara	3764	3663	7427	2906	2804	5710
Lagos	3917	5261	9178	3835	5213	9048
Nassarawa	1900	1050	2950	1682	950	2632
Niger	0	0	0	0	0	0
Ogun	2200	1487	3687	1867	1007	2874
Ondo	3970	3379	7349	3970	3379	7349
Osun	1238	1547	2785	1118	1386	2504
Oyo	4261	4559	8820	4261	4559	8820
Plateau	2609	1160	3769	2311	1070	3381
Rivers	3471	3179	6650	2343	2000	4343
Sokoto	1944	570	2514	1885	559	2444
Taraba	7990	5927	13917	1715	492	2207
Yobe	1216	254	1470	939	198	1137
Zamfara	1844	517	2361	1661	488	2149
National	95688	78115	173803	69225	56667	125892

4.3.5 Number and Proportion of Qualified Teachers in Private Senior Secondary Schools

Table 4. 18: Number and Proportion of Qualified Teachers in Private Senior Secondary Schools by State and Gender: 2019/2020

State	ALL TEACHER			QUALIFIED TEACHERS		
	M	F	T	M	F	T
Abia	2916	3538	6454	2154	2654	4808
Adamawa	2468	1303	3771	1385	425	1810
Akwa-Ibom	2849	3174	6023	2849	3174	6023
Anambra	3086	4409	7495	2082	2955	5037
Bauchi	1721	1011	2732	1550	738	2288
Bayelsa	481	407	888	28	383	411
Benue	2054	641	2695	742	251	993
Borno	9079	2903	11982	3710	820	4530
Cross River	9079	2903	11982	3710	820	4530
Delta	2242	2429	4671	2242	2429	4671
Ebonyi	2301	1641	3942	2052	1517	3569
Edo	5322	4341	9663	4324	3689	8013
Ekiti	454	703	1157	1278	1200	2478
Enugu	2184	4147	6331	1684	2880	4564
FCT	134	57	191	76	43	119
Gombe	4651	3025	7676	4000	2447	6447
Imo	2521	2600	5121	2521	2600	5121
Jigawa	0	0	0	0	0	0
Kaduna	2459	1285	3744	1575	899	2474
Kano	1770	1061	2831	1207	785	1992
Katsina	1470	487	1957	1038	339	1377
Kebbi	0	0	0	0	0	0
Kogi	2413	1494	3907	1317	965	2282
Kwara	3304	4014	7318	3041	3546	6587
Lagos	12529	43733	56262	10178	24450	34628
Nassarawa	4285	1895	6180	3796	1706	5502
Niger	0	0	0	0	0	0
Ogun	5026	5779	10805	4092	5268	9360
Ondo	1453	1389	2842	1453	1389	2842
Osun	752	594	1346	409	404	813
Oyo	19633	38787	58420	24637	35383	60020
Plateau	3219	1169	4388	2608	1003	3611
Rivers	4303	4787	9090	2600	2953	5553
Sokoto	960	900	1860	2496	2307	4803
Taraba	4468	2489	6957	3503	1333	4836
Yobe	1987	1697	3684	1645	1267	2912
Zamfara	2361	1472	3833	1789	1103	2892
National	125934	152264	278198	103771	114125	217896

4.3.6 Number and Proportion of Qualified Teachers in Public and Private Senior Secondary Schools

Table 4. 19: Number and Proportion of Qualified Teachers in Public and Private Senior Secondary Schools by State and Gender: 2019/2020

State	ALL TEACHER			QUALIFIED TEACHERS		
	M	F	T	M	F	T
Abia	3424	4606	8030	2662	3682	6344
Adamawa	7079	3088	10167	3923	1050	4973
Akwa-Ibom	6202	6996	13198	6202	6996	13198
Anambra	3741	8129	11870	2630	6029	8659
Bauchi	4780	2121	6901	4072	1709	5781
Bayelsa	706	561	1267	75	414	489
Benue	3118	868	3986	1017	351	1368
Borno	9079	2903	11982	3710	820	4530
Cross River	19110	6212	25322	7888	1975	9863
Delta	5004	7861	12865	5004	7861	12865
Ebonyi	5251	6329	11580	4332	4667	8999
Edo	6285	5028	11313	5259	4341	9600
Ekiti	3980	6648	10628	1883	1694	3577
Enugu	3464	7294	10758	2923	5970	8893
FCT	2353	3022	5375	2068	2765	4833
Gombe	6588	3922	10510	5526	3172	8698
Imo	3442	4663	8105	3391	4630	8021
Jigawa	2343	213	2556	2201	176	2377
Kaduna	4895	2827	7722	3400	1922	5322
Kano	4815	1402	6217	4165	1103	5268
Katsina	5467	1295	6762	3782	913	4695
Kebbi	1335	391	1726	1096	321	1417
Kogi	4557	2742	7299	3047	2014	5061
Kwara	7068	7677	14745	5947	6350	12297
Lagos	16446	48994	65440	14013	29663	43676
Nassarawa	6185	2945	9130	5478	2656	8134
Niger	0	0	0	0	0	0
Ogun	7226	7266	14492	5959	6275	12234
Ondo	5423	4768	10191	5423	4768	10191
Osun	1990	2141	4131	1527	1790	3317
Oyo	23894	43346	67240	28898	39942	68840
Plateau	5828	2329	8157	4919	2073	6992
Rivers	7774	7966	15740	4943	4953	9896
Sokoto	2904	1470	4374	4381	2866	7247
Taraba	12458	8416	20874	5218	1825	7043
Yobe	3203	1951	5154	2584	1465	4049
Zamfara	4205	1989	6194	3450	1591	5041
National	221622	230379	452001	172996	170792	343788

4.4 Facilities 4.4.1 Number and Condition of Classrooms

Table 4. 20: Number and Condition of Classrooms in Public and Private Senior Secondary Schools by State: 2019/2020

State	PUBLIC			PRIVATE			PUBLIC + PRIVATE		
	Good	Bad	Total	Good	Bad	Total	Good	Bad	Total
Abia	588	834	1422	2779	470	3249	3367	1304	4671
Adamawa	1836	497	2333	1169	152	1321	3005	649	3654
Akwa-Ibom	2867	1746	4613	2213	417	2630	5080	2163	7243
Anambra	3154	184	3338	7582	166	7748	10736	350	11086
Bauchi	1489	141	1630	1132	566	1698	2621	707	3328
Bayelsa	523	205	728	440	386	826	963	591	1554
Benue	1052	96	1148	2255	127	2382	3307	223	3530
Borno	0	0	0	0	0	0	0	0	0
Cross River	2648	805	3453	2360	682	3042	5008	1487	6495
Delta	20067	1698	21765	4024	149	4173	24091	1847	25938
Ebonyi	1575	598	2173	5177	598	5775	6752	1196	7948
Edo	1051	969	2020	3235	98	3333	4286	1067	5353
Ekiti	292	1233	1525	1	21	22	293	1254	1547
Enugu	2288	856	3144	4285	352	4637	6573	1208	7781
FCT	1170	418	1588	2302	48	2350	3472	466	3938
Gombe	1208	390	1598	1240	459	1699	2448	849	3297
Imo	6612	1560	8172	2252	315	2567	8864	1875	10739
Jigawa	178	1528	1706	0	0	0	178	1528	1706
Kaduna	2172	90	2262	9826	783	10609	11998	873	12871
Kano	5694	88	5782	398	7	405	6092	95	6187
Katsina	3091	100	3191	2291	12	2303	5382	112	5494
Kebbi	193	321	514	0	0	0	193	321	514
Kogi	1118	955	2073	5195	357	5552	6313	1312	7625
Kwara	2371	107	2478	898	0	898	3269	107	3376
Lagos	2089	39	2128	23600	200	23800	25689	239	25928
Nassarawa	1005	184	1189	2149	459	2608	3154	643	3797
Niger	385	601	986	0	0	0	385	601	986
Ogun	4912	3006	7918	13983	4944	18927	18895	7950	26845
Ondo	2554	1386	3940	3052	316	3368	5606	1702	7308
Osun	2714	1176	3890	1172	142	1314	3886	1318	5204
Oyo	4772	128	4900	0	0	0	4772	128	4900
Plateau	725	97	822	3459	167	3626	4184	264	4448
Rivers	1496	535	2031	6212	381	6593	7708	916	8624
Sokoto	661	249	910	2907	12	2919	3568	261	3829
Taraba	250	463	713	0	0	0	250	463	713
Yobe	610	79	689	1542	221	1763	2152	300	2452
Zamfara	77	192	269	2313	0	2313	2390	192	2582
National	85487	23554	109041	121443	13007	134450	206930	36561	243491